

Lok Mahavidyalaya Wardha  
RTM, Nagpur University  
Final Year Results  
M.A. Winter 2013

RASHTRASANT TUKADDOJI MAHARAJ NAGPUR UNIVERSITY 13/02/2014 PAGE: 98  
 TABULATION REGISTER - EXAMINATION FOR THE DEGREE OF THIRD SEMESTER OF M.A. (SOCIOLOGY) (Credit Base Semester Pattern) WINTER-2013  
 ( Faculty of Arts )

COLLEGE: 804-LOK MAHAVIDYALAYA ( ARTS & COMMERCE ) WARDHA,

ROLL NUMBER	ENROLLMENT NO.	APPEARING SUBJECTS	(Cr 4)12				(Cr 4)13				(Cr 4)14				TOTAL	MARKS	RESULT	ECF	ZCD	SOPA	DI	EXEMPTIONS	ROLL NO.
			TH	SS	TH	SS	TH	SS	TH	SS	TH	SS	TH	SS									
			MAXI	80	20	80	20	80	20	80	20	80	20	IC									
EXEMPTIONS (IF ANY)			A E S E	32	08	32	08	32	08	32	08	32	08	IE	1400								
			T D T X												1160								
			CENTRE	P/L	MINI	40		40		40		40											
575291	2012016600575311	1 H 5 F OST SCD ESI P/S																				115,25.35	
RUPALI MADHUKARRAD CHAMARE			98/1	AA	17	AA	18	AA	18	AA	17				FAIL							1,45	
Mother's Name: VANDANA			209	XMS		XMS		XMS		XMS													
				17		18		18		17					70								
				#		#		#		#					#								
			GIGP(CO-3)	FI	01	01	FI	01	01	FI	01	01	FI	01	01								

RESULT STATISTICS FOR THE COLLEGE

APPEARED	TOTAL	REGU	EXT.	EX-STUD.	BOYS/PASS %	GIRLS/PASS %	RESULT WITHHELD	FAILURES
6	6	6	0	0	100.00%	50.00%	BY OFFICE, W/O	0 WITH COMPARTMENT
0							BY TABULATION	0 WITH EXEMPTION
3							UNFAIR MEANS	0 TOTAL OF ABOVE
PASS %	50.00							DELETED: 0

SUBJECTWISE STATISTICS OF APPEARED AND PASS % COUNT

OST 6 66.67%      SCD 6 66.67%      ESI 6 56.67%      P/S 6 50.00%



COLLEGE: (804) LOK MAHAVIDYALAYA (ARTS & COMMERCE), WARDHA

NAME OF THE CANDIDATE	1 TH		2 TH		3 TH		4 TH		5 TH		6 TH		7 PR	8 PR	9 PR	10 PR	D	TOTAL	REGULAR	EXEMPTED	DELETED	SEPA(10)
	SS	TOT	SS	TOT	SS	TOT	SS	TOT	SS	TOT	SS	TOT										
1401 NUPALI RAMDAS KATHAN	I/C AA	19	19	XMS F/0/0	SAD AA	18	18	XMS F/0/0	ICT AA	19	19	XMS F/0/0	P-1	60	18	78	XMS 0/10/40	3/2	587401			
2012016600575357 803 804 1 F M 5	IAR AA	19	19	XMS F/0/0	ICT AA	19	19	XMS F/0/0	IIS AA	18	18	XMS F/0/0	P-2	32	19	51	XMS 0/7/28	FAIL				
	ISR AA	18	18	XMS F/0/0	IIS AA	18	18	XMS F/0/0					P-3	41		41	XMS 0/10/20					
													P-4	41		41	XMS 0/10/20					108
1402 SEENA RAMESHRAO HUMKE	I/C AA	19	19	XMS F/0/0	SAD AA	19	19	XMS F/0/0	ICT AA	18	18	XMS F/0/0	P-1	64	18	82	XMS 0/10/40	3/8	587402			
2012016600575373 803 804 1 F M 1	IAR AA	18	18	XMS F/0/0	ICT AA	18	18	XMS F/0/0	IIS AA	19	19	XMS F/0/0	P-2	43	19	62	XMS 0/8/32	FAIL				
	ISR AA	19	19	XMS F/0/0	IIS AA	19	19	XMS F/0/0					P-3	42		42	XMS 0/10/20					
													P-4	40		40	XMS 0/10/20					112
1403 SARIKA PRAKASHRAO POFAT	I/C AA	19	19	XMS F/0/0	SAD AA	18	18	XMS F/0/0	ICT AA	19	19	XMS F/0/0	P-1	63	19	82	XMS 0/10/40	3/8	587403			
2012016600575365 803 804 1 F M 5	IAR AA	18	18	XMS F/0/0	ICT AA	19	19	XMS F/0/0	IIS AA	18	18	XMS F/0/0	P-2	44	18	62	XMS 0/8/32	FAIL				
	ISR AA	19	19	XMS F/0/0	IIS AA	18	18	XMS F/0/0					P-3	42		42	XMS 0/10/20					
													P-4	41		41	XMS 0/10/20					112

RESULT STATISTICS FOR THE COLLEGE

TOTAL REGULAR EXTERNAL EX-STUD BOYS / PASS %						GIRLS / PASS %		RESULT WITHHELD		FAILURES		
APPEARED	12	11	0	1	3	0.00%	9	11.11%	BY OFFICE, W/O	0	WITH COMPARTMENT	DELETED: 0
ABSENT	0							BY TABULATION	7	WITH EXEMPTION		
UNFAIR MEANS	1							UNFAIR MEANS	0	TOTAL OF ABOVE		
PASS %	8.33											

COLLEGEWISE SUBJECTWISE STATISTICS OF APPEARED AND PASS % COUNT

0.00%	ISR 11	0.00%	SAD 12	8.33%	ICT 11	0.00%	A/M 0	0	BIO 0	LIS 0	IIS 11	0.00%
-------	--------	-------	--------	-------	--------	-------	-------	---	-------	-------	--------	-------







# B.A. B.Com Summer 2014

RASHTRASANT TUKADOJI MAHARAJ NAGPUR UNIVERSITY

TABULATION REGISTER B.A. FINAL

SUMMER 2014 06/06/2014 PW3105

COLLEGE:- (804) LOK MAHAVIDYALAYA (ARTS & COMMERCE), WARDHA

DIV. I - 60% >= 900    DIV. II - 45% >= 675    DIV. III - C= 674

ROLL (PART-I/PART-II-MRK/ROLL)	LN	ENRL.NO	CEN CAT SEX MED	NAME-OF-THE-CANDIDATE	SUB X -MARKS-		PR	MOTHER'S NAME		TOT	PR	INCENTIVE		E/S	(W/H-TYPE)	DIVN
					SUB X -MARKS-	TOT		STOT-RMK	SUB X -MARKS-			STOT-RMK	TOT1			
297497	1	2011016600221897		KOMAL KHUSHALRAO GAJBHIYE	ENG	12	= 12	CHANDA	HEC	42	--	= --	HSS= 6	'B'		W/T
			B01 1 F M		MAR	35	= 35		MLT	37		= 37		186		
(I-W12/119614 II-				)					SOC	43		= 43				

COLLEGE:- (804) LOK MAHAVIDYALAYA (ARTS & COMMERCE), WARDHA

### RESULT STATISTICS FOR THE COLLEGE

TOTAL PART-EXAM	FRESH	EXM/CMP	BOYS	GIRLS	DIV. BOYS / GIRLS	RESULT WITHHELD	F A I L U R E S	
APPEARED	1	1		1	I	BY OFFICE,WO =	WITH COMPARTMENT=	DELETED -
PASS					II	AT TABULATION = 1	WITH EXEMPTION =	Perc(%) -
PASS-X					III	UNFAIR-MEANS =	TOTAL OF ABOVE =	

### SUBJECTWISE STATISTICS OF APPEARED & PASS-% COUNTS

ENG	1 %	100.00	MAR	1 %	100.00	HEC	1 %	100.00	MLT	1 %	100.00	SOC	1 %	100.00
-----	-----	--------	-----	-----	--------	-----	-----	--------	-----	-----	--------	-----	-----	--------

with nner





RASHTRASANT TUKADJI MAHARAJ NAGPUR UNIVERSITY  
COLLEGE CODE & NAME :- (B04) LOK MAHAVIDYALAYA (ARTS & COMMERCE), WARDHA

B.COM. FINAL SUMMER 2014 RESULT DATE # 28/05/2014 PH 937  
DIV. I - 60% >= 1200 DIV. II - 45% >= 900 DIV. III - <= 899

ROLL	LN	ENRL. NO	NAME-OF-THE-CANDIDATE	S-U-B	M-A-R-K-S	MOTHER'S NAME	CEN	C	X	M	(PART-I/PART-II-MRK/ROLL)	INC/MK	E/S	W/H					
SUB-X	TH	PR	IA	TOT-RMK	SUB-X	TH	PR	IA	TOT-RMK	SUB-X	TH	PR	IA	TOT-RMK	TOT1	TOT2	TOT3	RESULT	TOTAL / DIVN
360389	01	A10/56404	PRASHANT CHANDRAKANT PATTEWAR	= 35	LAW	37	SUNANDA	= 37	815	3	M M (I-W10-327687 II-W13/433535 )	= 43	PASS	'C'	309	278	233	820	III
FAC	F		= 38	BCM	F			= 37	I/E	F		= 43							
AIT	F							= 37	I/M	F		= 43							
360390	02	2010016600587060	RAJENDRA VIITHALRAD BHAGAT	= 47	XMF	LAW	44	JANABAI	= 44	815	3	M M (I-S12/444019 II-S13/451791 )	= 36	XMF	FAIL	685=25	'A'		
FAC	F		= 25	BCM	F			= 50	XMF	I/E	F	= 49	XMF	281	343	276			
AIT	25#								XMF	I/M	F								
360391	03	A10/56505	SUNIL DOMAJI PITANKAR	= AA	LAW	F	SITABAI	= 35	815	3	M M (I-W87/15912 II-	= AA	FAIL	'C'					
FAC	AA		= 21	BCM	F			= 39	XMF	I/E	AA	= 45	XMF	234	140				
AIT	21#								XMF	I/M	A	28	17						
360393	04	A9/97594	VAIBHAV BABARAD TEMBHARE	= 46	XMF	LAW	F	SANDHYA	= 48	815	3	M M (I-S10/425879 II-	= 58	XMF	FAIL	'C'			
FAC	F		= 05	BCM	F			= 45	XMF	I/E	F	= 49	XMF	290	251				
AIT	05#								XMF	I/M	F								

COLLEGE:- (B04) LOK MAHAVIDYALAYA (ARTS & COMMERCE), WARDHA

RESULT STATISTICS FOR THE COLLEGE

TOTAL PART-EXAM	FRESH	EXM/CMP	BOYS	GIRLS	DIV. BOYS / GIRLS	RESULT WITHELD	FAILURES
APPEARED	30	17	13	15	15 I	BY OFFICE, W0 =	WITH COMPARTMENT =
PASS	8	4	4	3	5 II	AT TABULATION =	WITH EXEMPTION =
PASS-%	26.67	23.53	30.77	20.00	33.33 III	UNFAIR-MEANS =	TOTAL OF ABOVE =
							DELETED -
							22
							22 Perc(%) - 73.33

SUBJECTWISE STATISTICS OF APPEARED & PASS-% COUNTS

FAC	26 %	30.77	AIT	25 %	48.00	LAW	25 %	80.00	BCM	18 %	88.89	I/E	21 %	80.95	I/M	21 %	90.48
-----	------	-------	-----	------	-------	-----	------	-------	-----	------	-------	-----	------	-------	-----	------	-------

*Regular*



RASHTRASANT TUKADOJI MAHARAJ NAGPUR UNIVERSITY TABULATION REGISTER  
COLLEGE CODE & NAME :- (804) LOK MAHAVIDYALAYA (ARTS & COMMERCE), WARDHA

B.COM. FINAL SUMMER 2014 RESULT DATE # 28/05/2014 PG 940

DIV. I - 60% >= 1200 DIV. II - 60% >= 900 DIV. III - <= 899

ROLL	LN	ENRL. NO	NAME-OF-THE-CANDIDATE				MOTHER'S NAME				CEN C X M (PART-I/PART-II-PRX/ROLL)				INC/EX	E/S	W/D	
S-U-B--M-A-R-K-S--(1/2)			S-U-B--M-A-R-K-S--(3/4)				S-U-B--M-A-R-K-S--(5/6)				RESULT	TOTAL	TOT1	TOT2	TOT3			
SUB-X	TH	PR	IA	TOT-RMK	SUB-X	TH	PR	IA	TOT-RMK	SUB-X	TH	PR	IA	TOT-RMK	TOT1	TOT2	TOT3	
360366	01		KIRAN NAMDEORAO BUJARKAR				ARUNA				809 1 M M (I-W12/213846 II-				)	'B'		
FAC	42			= 42	LAW	36			= 36	I/E	42			= 42	PASS			W/D
AIT	46			= 46	BCM	38			= 38	I/M	37		20	= 57	330	261		
360369	02		PRAVIN ARJUNRAO MADAVI				SUBHADRA				809 1 M M (I-W12/213859 II-				)	'B'		
FAC	58			= 58	LAW	41			= 41	I/E	57			= 57	PASS			W/D
AIT	45			= 45	BCM	48			= 48	I/M	41		18	= 59	367	308		
360380	03	2010016600735600	RUPALI VASANTRAO ZADE				INDU				815 3 F M (I-S12/444023 II-				)	'A'		
FAC F				= 35	LAW	47			= 47	I/E F				= 45	PASS			W/D
AIT F				= 36	BCM F				= 60	I/M F				= 57	347	280		
360381	04	A9/97550	SHRADDHA ASHOKRAO CHOUDHARY				SHILA				815 3 F M (I-S10/425854 II-				)			
FAC F				= 35	LAW	35			= 35	I/E F				= 36	PASS			W/D
AIT F				= 35	BCM F				= 44	I/M F				= 46	290	231		W/ES
360387	05	A8/75844	DINESH DADARAO DHALE				KUSUM				815 3 M M (I-S10-425782 II-W10-343982 )						III	
FAC	42			= 42	LAW F				= 35	I/E F				= 42	PASS			W/ES
AIT F				= 38	BCM F				= 48	I/M F				= 58	275	279	263	
360392	06	2010016600556360	SWAPNIL PRABHAKAR DHANORKAR				CHHAYA				815 3 M M (I-S12/444035 II-				)	'A'		
FAC	48			= 48	LAW F				= 44	I/E F				= 37	PASS			W/D
AIT F				= 35	BCM F				= 49	I/M F				= 46	333	259		
362020	07	2011016600238903	ANJU KHUSHALRAO LOHAVE				SHAKUNTALA				809 1 F M (I-				II-	)	'B'	
FAC	35			= 35	LAW	47			= 47	I/E	60			= 60	PASS			W/D
AIT	37			= 37	BCM	60			= 60	I/M	50		18	= 68		307		

COLLEGE:- (804) LOK MAHAVIDYALAYA (ARTS & COMMERCE), WARDHA

RESULT STATISTICS FOR THE COLLEGE

		TOTAL PART-EXAM FRESH	EXM/CHP	BOYS	GIRLS	DIV. BOYS / GIRLS	RESULT WITHHELD	FAILURES		DELETED -
APPEARED	27	23	4	8	19	I	BY OFFICE,WO = 1	WITH COMPARTMENT=	DELETED -	
PASS	26	22	4	8	18	II	AT TABULATION = 25	WITH EXEMPTION =	Perc(%) -	
PASS-%	96.30	95.65	100.00	100.00	94.74	III 1	UNFAIR-MEANS =	TOTAL OF ABOVE =		

SUBJECTWISE STATISTICS OF APPEARED & PASS-% COUNTS

FAC	25 %	96.00	AIT	23 %	100.00	LAW	25 %	100.00	BCM	23 %	91.65	I/E	23 %	100.00	I/M	23 %	100.00
-----	------	-------	-----	------	--------	-----	------	--------	-----	------	-------	-----	------	--------	-----	------	--------

Scanned with  
CamScanner







Scanned with  
CamScanner

# M.A. Summer 2014

FOUNDATION OF LIBRARY AND INFORMATION SCIENCE, R T N. NAGPUR UNIVERSITY  
SECTION FOR THE DEGREE OF BACHELOR OF LIBRARY & INFORMATION SCIENCE SUMMER 2014  
REGD. NO. 104 BAHADURNAGAR (ARTS & COMMERCE) WARDHA,

ROLL NO.	NAME OF THE CANDIDATE	P/V/	PRACTICALS											
EXEMPTION NO.	UCCB		1	2	3	4	5	6	7	8	9	10	11	12
EXEMPTION NO. (ART)	CCB		100	100	100	100	100	100	100	100	100	100	100	100

22/07/2014 PAGE: 26

TOTAL	1	2	3	4	5	6	7	8	9	10	11	12
100	100	100	100	100	100	100	100	100	100	100	100	100

### RESULT STATISTICS FOR THE COLLEGE

APPLICANT	13	13	0	4	7	14.29%	10	0.00%	BY OFFICE, W/B	0	BY TAGULATION	0	UNFAIR HEARS	0
ABSENT	1													
PASS	1													
PASS %	100													

### COLLEGEWISE SUBJECTWISE STATISTICS OF APPLICAND AND PASS % COUNT

FLI 18	15.38%	KIR 14	78.57%	NIC 14	42.86%	ISS 15	40.00%	ITD 17	35.29%	RIT 14	57.14%
--------	--------	--------	--------	--------	--------	--------	--------	--------	--------	--------	--------

FLI-FOUNDATION OF LIBRARY AND INFORMATION SCIENCE, KIR-KNOWLEDGE ORG., INF.PRMU & RETRIUAL, MIE-MANAGEMENT OF LIB & INF. SERVICES, SOURCES AND SERVICES, ISS-INFORMATION TECHNOLOGY BASICS, RST-RESEARCH METHODS & STATISTICAL TECHNIQUES, ITD-INFORMATION TECH BASIC PRACTICAL I,II,III,IV, INTERNAL ASSESSMENT I&II,IS2  
 F ->FAIL, FXM ->PREVIOUS EXEMPTION, XM ->CURRENT EXEMPTION, RA ->ABSENT, (W) -> Pass by grace mark  
 EXAM CATG: 1-REGULAR, 2-EXTERNAL, 3-EX-STUDENT, CASIE: 1-SC, 2-ST, 3-HT, 4-NJ, 5-HDU, 6-GEN., 7-KINDHAR  
 ORD 4 OF 96 CA - CUMULATIVE APPEARANCE AS PER ORD 4 OF 1996







EXAMINATION FOR THE DEGREE OF B.A. FINAL (ECONOMICS) SUMMER-2014  
 CENTRE: 804, LOK MAHAVIDYALAYA (ARTS & COMMERCE) WARDHA.

ROLL NO.	NAME OF THE CANDIDATE	P/LI	PAPERS				TOTAL MARKS	RESULT	IN. A. TAGGR. IPT-1 I OF PTI	DIVI I DBT.	EXMP I	IDI I EI	REMARKS	ROLL NO.
			I	II	OPTIONAL	C								
			100	100	100	100	400							
			25	25	25	25	100							
497473	MOHAN PRABHAKAR ZADE SHARDA	ITF L/E	36	51	57	36	180	PASS	1881368	III				1497473
	EXT/S13/MA/2642 804 3 M 5 M EGD, B/C - 62013/492914	93/1 (I-S2012/192574) PXM												
497474	PRAKASH SHRINA KHANDATE SATYAFULA	B/C I	55	51	66	AA		ABSENT						1497474
	NU/A7/35390 804 3 M 2 M EGD, ITF, L/E - S2011/187890	93/2 (I-U2010/146636) PXM												
497475	SANTOSH PRALHADRAO WANKHEDE SHOBHABAI	B/C I	AA	36	38	AA		ABSENT						1497475
	S10/12883 804 3 M 1 M ITF, L/E - S2012/215128	93/3 (I-S2009/122066) PXM												

RESULT STATISTICS FOR THE COLLEGE

APPEARED	TOTAL REGU	EXT.	EX-STUD	BOYS/PASS %	GIRLS/PASS %	DIV.	BOYS	GIRLS	RESULT-WITHHELD	FAILURES	DELETED:
3	3	0	0	3	3	100.00%	0	0	BY OFFICE, W/D	0	0
2						0	0	0	BY TABULATION	0	0
1						0	0	0	UNFAIR MEANS	0	0
2						100.00%	1	0		0	0

SUBJECTWISE STATISTICS OF APPEARED AND PASS % COUNT

EGD 1	0.00%	ITF 1	100.00%	IEP 0	ESE 0	L/E 1	100.00%	M/E 0	EMT 0
DEM 0		FIN 0		CAE 0	HME 0	INS 0		B/C 2	0.00%

1-EGD-ECONOMICS OF GROWTH AND DEVELOPMENT, 2-ITF-INTERNATIONAL TRADE AND FINANCE, IEP-INDIAN ECONOMIC POLICY, ESE-ECONOMICS OF SOCIAL SECTOR AND ENVIRONMENT, L/E-LABOUR ECONOMICS, M/E-MATHEMATICAL ECONOMICS, EMT-ECONOMICS-II, DEN-DEMOGRAPHY, FIN-FINANCIAL INST. CAE-COMPUTER APPLICATION IN ECONOMIC ANALYSIS, HME-HISTORY OF MODERN ECONOMIC ANALYSIS, INS-ECONOMICS OF INSURANCE, B/C-BUSINESS CYCLES

H -> FAIL, PXM -> PREVIOUS EXEMPTION, XM -> CURRENT EXEMPTION, AA -> ABSENT, (\*) -> Pass by grace marks vide ordinance No. 3 of 2007  
 EXAM CATG: 1-REGULAR, 2-EXTERNAL, 3-EX-STUDENT, CASTE: 1-SC, 2-ST, 3-NI, 4-VJ, 5-OBC, 6-GEN, 7-UNKNOWN  
 ORD 4 OF 96 CA - CUMULATIVE APPEARANCE AS PER ORD. 4 OF 1994



RAJASTHAN UNIVERSITY  
 B.A. HONOURS - EXAMINATION FOR THE DEGREE OF FOURTH SEMESTER IN HONOURS  
 (ARTS & COMMERCE) MAHARAJA

REG. NO: 804-LOK RAJASTHALATA (ARTS & COMMERCE) MAHARAJA

ROLL NUMBER	ENROLLMENT NO.	C.R.E.S.	A.E.S.E.	T.O.T.A.	APPEARING SUBJECTS	MARKS	PERCENTAGE	GRADE	EXEMPTIONS	ROLL NO.
					1. IN	88	100	AA		
					2. EN	80	100	AA		
					3. EN	80	100	AA		
					4. EN	80	100	AA		
					5. EN	80	100	AA		
					6. EN	80	100	AA		
					7. EN	80	100	AA		
					8. EN	80	100	AA		
					9. EN	80	100	AA		
					10. EN	80	100	AA		

RESULT STATISTICS FOR THE COLLEGE

APPEARED	TOTAL	REGD.	EXT.	EX-STUD.	BOYS/PASS %	GIRLS/PASS %
5	5	5	0	0	100.00	100.00
0						
5						
100.00						

SUBJECTWISE STATISTICS OF APPEARED AND PASS %

MARKS	PERCENTAGE	DELETED
88	100.00	0
80	100.00	0
80	100.00	0
80	100.00	0
80	100.00	0
80	100.00	0
80	100.00	0
80	100.00	0
80	100.00	0
80	100.00	0

1. PANDIT - RAJASTHALATA MAHARAJA KAVITA: BHAG-2  
 2. B/H VISHESH GRANTHAKAR : BHALCHANDRA NEMBE  
 3. B/VZ BHASHA VIDYAN BHAG-2  
 4. S/S BAHIYA BARKHA

REGD. - FULL TIME COURSE, EXT. - PART TIME COURSE, EX-STUD. - EXEMPTED STUDENTS, BOYS/PASS % - PERCENTAGE OF BOYS WHOSE MARKS ARE 50% OR MORE, GIRLS/PASS % - PERCENTAGE OF GIRLS WHOSE MARKS ARE 50% OR MORE, DELETED - STUDENTS WHOSE MARKS ARE 50% OR MORE BUT WHOSE NAMES ARE NOT ON THE LIST OF APPEARING CANDIDATES.

REGD. - FULL TIME COURSE, EXT. - PART TIME COURSE, EX-STUD. - EXEMPTED STUDENTS, BOYS/PASS % - PERCENTAGE OF BOYS WHOSE MARKS ARE 50% OR MORE, GIRLS/PASS % - PERCENTAGE OF GIRLS WHOSE MARKS ARE 50% OR MORE, DELETED - STUDENTS WHOSE MARKS ARE 50% OR MORE BUT WHOSE NAMES ARE NOT ON THE LIST OF APPEARING CANDIDATES.

REGD. - FULL TIME COURSE, EXT. - PART TIME COURSE, EX-STUD. - EXEMPTED STUDENTS, BOYS/PASS % - PERCENTAGE OF BOYS WHOSE MARKS ARE 50% OR MORE, GIRLS/PASS % - PERCENTAGE OF GIRLS WHOSE MARKS ARE 50% OR MORE, DELETED - STUDENTS WHOSE MARKS ARE 50% OR MORE BUT WHOSE NAMES ARE NOT ON THE LIST OF APPEARING CANDIDATES.



NUMBER NAME OF THE CANDIDATE	ENROLLMENT NO.	APPEARING SUBJECTS	I1(Cr:4)		I2(Cr:4)		I3(Cr:4)		I4(Cr:4)		I5(Cr:6)		IITOT	MIMARKI	RESULT	ICR	ICCGI	SGPA	CGPA	FINAL	I1E	ID	EXEMPTION	ROLL NO.
			TH	SS	TH	SS	TH	SS	TH	SS	FR	SS												
EXEMPTIONS (IF ANY)		C M C S	80	20	80	20	80	20	80	20	120	30	1											
		A E S E	32	08	32	08	32	08	32	08	128	48	12	EI	5501									
		T D T X CENTRE P/L MINI	40	1	40	1	40	1	40	1	60	1	1	2201										

RESULT STATISTICS FOR THE COLLEGE

	TOTAL	REGU	EXT.	EX-STUD	BOYS/PASS %	GIRLS/PASS %	RESULT WITHHELD	FAILURES	DELETED:
APPEARED	4	4	0	0	1	0.00%	0	0	0
ABSENT	0						0	0	0
PASS	0						4	0	0
PASS %	0.00						0	0	0

SUBJECTWISE STATISTICS OF APPEARED AND PASS % COUNT

PTG 4	0.00%	P/D 4	0.00%	ISC 4	0.00%	SAC 4	0.00%
-------	-------	-------	-------	-------	-------	-------	-------

- 3PSP PSYCHOPATHOLOGY
- 3TIS THERAPEUTIC INTERVENTION STRATEGIES
- 503C ORGANIZATION DEVELOPMENT
- 705D ORGANIZATIONAL CULTURE, ORGANIZATIONAL LEARNING
- 712D PSYCHOLOGICAL TESTING IN COUNSELLING AND GUIDANCE
- 2 PTC PSYCHOLOGICAL TESTING IN CLINICAL PSYCHOLOGY
- 4 CMI COMMUNITY MENTAL HEALTH AND MEDICAL PSYCHOLOGY
- 6 LCO LEADERSHIP AND COMMUNICATION IN ORGANIZATIONS
- 8 E/E EMPLOYEE COUNSELLING
- P/D PSYCHOLOGICAL DISORDERS



Scanned with CamScanner







ANT TUKADOJI MAHARAJ NAGPUR UNIVERSITY  
 REGISTER - EXAMINATION FOR THE DEGREE OF FOURTH SEMESTER OF B.A. (EDUCATION) (Faculty of Arts)  
 804-LOK MAHAVIDYALAYA (ARTS & COMMERCE) WARDHA.

02/08/2014 PAGE: 34  
 Credit Base Semester Pattern SUMMER-2014

NUMBER ENROLLMENT NO. OF THE CANDIDATE	APPEARING SUBJECTS	TH 55		TH 65		TH 80		PRAC.	IN	MRKI	RESULT	ECT	ZC0130PA	ICCPA	IFINAL	IEI	IGRADE	ILI	IREMARK
		TH	SS	TH	SS	TH	SS												
581525 2012016600545946	1 M S F P/G G/S R/P P-1	34	18	35	19	31	19	40	100	11601									
SNEHAL SHRIDHAR ASUTKAR																			
Mother's Name: MANGALA																			

RESULT STATISTICS FOR THE COLLEGE

	TOTAL	REGU	EXT.	EX-STUD	BOYS/PASS %	GIRLS/PASS %
APPEARED	1	1	0	0	0 *****%	1 100.00%
ABSENT	0					
PASS	1					
PASS %	100.00					

RESULT WITHHELD	FAILURES
BY OFFICE, W/O	0 WITH COMPARTMENT DELETED: 0
BY REGULATION	0 WITH EXEMPTION
UNFAIR MEANS	0 TOTAL OF ABOVE

SUBJECTWISE STATISTICS OF APPEARED AND PASS % COUNT

P/G 1	100.0%	G/S 1	100.0%	R/P 1	100.0%	P-1	100.0%
-------	--------	-------	--------	-------	--------	-----	--------

1P/G POPULATION GEOGRAPHY	2 G/S GEOGRAPHY OF SETTLEMENT
3S/G SOCIAL GEOGRAPHY	4 R/P REGIONAL PLANNING
SP-1 PRACTICAL	6
7	8

# -> FAIL, PXMF -> FULL PREV. EXEM., XMF -> FULL CURR. EXMPT, AA -> ABSENT, (S) -> Pass by grace marks vide ORDINANCE No. 3 of 2007  
 PXMT -> PREV. EXMPT. IN THEORY, PXMS -> PREV. EXMPT. IN SESSIONAL, XMT -> CURR. EXMPT. IN THEORY, XMS -> CURR. EXMPT. IN SESSIONAL  
 EXAM CATG: 1-REGULAR, 2-EXTERNAL, 3-EX-STUDENT; CASTE: 1-SC, 2-ST, 3-MT, 4-VJ, 5-OBC, 6-GEN, 7-UNKNOWN  
 ORD 4 OF 96 CA - CUMULATIVE APPEARANCE AS PER ORD. 4 OF 1996  
 Printed at COMPUTER CENTRE, R. T. M. NAGPUR UNIVERSITY.











B04-10K MAHAVIDYALAYA (ARTS & COMMERCE) WARDHA.

NUMBER OF THE CANDIDATE	ENROLLMENT NO.	APPEARING SUBJECTS	(Cr: 4)12			(Cr: 4)13			(Cr: 4)14			TOTAL	RESULT	ICR	ICG	ISS	SPA	ICB	CPA	FINAL	ICF	EXEMPTIONS	ROLL NO.
			TH	SS	TH	SS	TH	SS	TH	SS	TH												
	C.H.G.S	MAXI	80	20	80	20	80	20	80	20	80	20											
	A.E.S.E		32	08	32	08	32	08	32	08	32	08											
	T.D.T.X	CENTRE P/L MINI	40		40		40		40		40												
	EXEMPTIONS(IF ANY)																						

RESULT STATISTICS FOR THE COLLEGE

	TOTAL	REGU	EXT.	EX-STUD	BOYS/PASS %	GIRLS/PASS %
APPEARED	5	5	0	0	0	100.00%
ABSENT	0					
PASS	5					
PASS %	100.00					

SUBJECTWISE STATISTICS OF APPEARED AND PASS % COUNT

M2	5	100.0%	B/N	5	100.0%	BV2	5	100.0%
----	---	--------	-----	---	--------	-----	---	--------

RESULT WITHHELD	FAILURES	DELETED:
BY OFFICE: W/O	0 WITH COMPARTMENT	0
BY TABULATION	0 WITH EXEMPTION	
UNFAIR FEARS	0 TOTAL OF ABOVE	

1PM2 - PRACHIN - MADHYAYUGIN MARATHI KAVITA: BHAG-2

2 B/N VISHESH GRADNANKAR : BHALCHANDRA NEHADE  
 4 BV2 BHASHA VIDYAN BHAG-2



EXAMINATION FOR THE DEGREE OF M.A. FINAL (SOCIOLOGY) SUMMER-2014  
COLLEGE: S.R. LOK MAHAVIDYALAYA (ARTS & COMMERCE) WARDHA.

ROLL NO.	NAME OF THE CANDIDATE	MOTHER'S NAME	ENROLMENT NO.	EXEMPTIONS (IF ANY)	1ST YR DETAILS	PAPERS				TOTAL MARKS	RESULT	M.A. (AGGR.)	DIV	EXMP OBT.	REMARKS	ROLL NO.
						MAXI	MINI	P/L	P/M							
508189	AMRUTA BAKESHCHANDRA DHOOTE	RASHMI	2011016601268771		TPS SCD ISI	100	100	100	100	400	75	FAIL				508189
			P/S -S2013/500219		116/1	35	AA	AA	40	PXM	#					
508190	ARCHANA RUPCHAND RANGARI	NIRMALA	EXT/S13/MA/770		ISI	100	100	100	100	400	200	PASS	194	394	II	508190
			SCD -S2013/500242		116/2	44	50	56	50	PXM						
			TPS, P/S -W2013/480672		(I-S2012/182848 >	PXM	PXM									
508191	SHILPA BABARAD UMATE	KUNUD	NU/A6/TS52B		ISI P/S	100	100	100	100	400		ABSENT				508191
			TPS, SCD -S2013/500310		116/3	48	55	AA	AA							
					(I-S2011/163115 >	PXM	PXM									
508192	SHITAL KRUSHNAJI MOON	RAMABAI	NU/505/8380		SCD	100	100	100	100	400	146	PASS	161	307	III	508192
			P/S -W2011/178965		116/4	36	35	38	37	PXM	PXM					
			TPS, ISI -W2012/260057		(I-W2011/149383 >	PXM										
508193	SUCHITA GOVINDRAO INDURKAR	SHOBHA	EXT/S13/MA/773		ISI P/S	100	100	100	100	400	179	PASS				508193
			TPS, SCD -S2013/500245		116/5	43	46	42	48							

RESULT STATISTICS FOR THE COLLEGE

APPEARED	ABSENT	PASS	PASS %	TOTAL REGU	EXT.	EX-STUD	BOYS/PASS %	GIRLS/PASS %	DIV.	BOYS	GIRLS	RESULT WITHHELD	FAILURES	DELETED:
5	1	3	75.00	5	0	0	0	5	75.00%	I	0	BY OFFICE, W/O	0	WITH COMPARTMENT
										II	0	BY TABULATION	0	WITH EXEMPTION
										III	0	UNFAIR MEANS	0	TOTAL OF ABOVE


SUBJECTWISE STATISTICS OF APPEARED AND PASS % COUNT

TPS 1	0.00%	SCD 2	50.00%	ISI 4	50.00%	S/A 0	CRM 0	G/S 0	P/S 2	50.00%
DIS 0										

I-TPS-THEORETICAL PERSPECTIVES IN SOCIOLOGY, II-SCD-SOCIOLOGY OF CHANGE AND DEVELOPMENT, III-ISI-INDUSTRY AND SOCIETY IN INDIA,  
S/A-SOCIOLOGY OF AGING, SSA-SOC. IN SOUTH ASIA, IV-G/S-GLOBALIZATION AND SOCIETY, P/S-POLITICAL SOCIETY, DIS-DISSERTATION

FAIL, PKM -> PREVIOUS EXEMPTION, KM -> CURRENT EXEMPTION, AA -> ABSENT, (+) -> Pass by grace marks vide Ordinance No. 3 of 2007  
CATG: 1-REGULAR, 2-EXTERNAL, 3-EX-STUDENT ; CASTE: 1-SC, 2-ST, 3-NT, 4-VJ, 5-DBC, 6-GEN., 7-UNKNOWN  
CA - CUMULATIVE APPEARANCE AS PER ORD.4 OF 1996

Processed & Printed at COMPUTER CENTRE, R.T.M. NAGPUR UNIVERSITY.





# M.A. Winter 2014

RASHTRASANT TUKADOJI MAHARAJ NAGPUR UNIVERSITY  
 TABULATION REGISTER - EXAMINATION FOR THE DEGREE OF THIRD SEMESTER OF M.A. (HISTORY) (Credit Base Semester Pattern) WINTER-2014  
 (Faculty of Arts)

COLLEGE: 804-LOK MAHAVIDYALAYA (ARTS & COMMERCE) WARDHA.

ROLL NUMBER	ENROLLMENT NO.	APPEARING SUBJECTS	11 (Cr:4)		12 (Cr:4)		13 (Cr:4)		14 (Cr:4)		ITOT	RESULT	ECF	ECG	SSPA	DI	EXEMPTIONS	ROLL NO.	
			TH	SS	TH	SS	TH	SS	TH	SS									IN
NAME OF THE CANDIDATE			80	20	80	20	80	20	80	20	IC								
EXEMPTIONS (IF ANY)		C N C S A E S E T D T X	32	08	32	08	32	08	32	08	IE	1400							
		CENTRE P/L	40		40		40		40			1160							

### RESULT STATISTICS FOR THE COLLEGE

TOTAL	REGU	EXT.	EX-STUD	BOYS/PASS %	GIRLS/PASS %	RESULT WITHHELD	FAILURES	DELETED:
9	9	0	0	0 *****	9 100.00%	BY OFFICE, W/O	0 WITH COMPARTMENT	0
ASSENT	0					BY TABULATION	0 WITH EXEMPTION	
PASS	9					UNFAIR MEANS	0 TOTAL OF ABOVE	
PASS %	100.00							

### SUBJECTWISE STATISTICS OF APPEARED AND PASS % COUNT

EMP	9	100.0%	SAM	9	100.0%	EHI	9	100.0%	HMV	9	100.0%
-----	---	--------	-----	---	--------	-----	---	--------	-----	---	--------



# M.A. Summer 2015

RASHTRASANT TUKADOJI MAHARAJ NAGPUR UNIVERSITY  
 TABULATION REGISTER - EXAMINATION FOR THE DEGREE OF FOURTH SEMESTER OF M.A. (MARATHI) (Credit Base Semester Pattern) SUMMER-2015  
 (Faculty of Arts) 25/07/2015 PAGE: 150

COLLEGE: 804-LDK MAHAVIDYALAYA (ARTS & COMMERCE), NARDHA.

ROLL NUMBER NAME OF THE CANDIDATE	ENROLLMENT NO.	APPEARING SUBJECTS	Cr: 4)12		Cr: 4)13		Cr: 4)14		Cr: 4)15		ITOTI	RESULT	REG	CGPA	CGPA	FINAL	EXEMPTIONS	ROLL NO
			TH	SS	TH	SS	TH	SS	TH	SS								
393961	2013016600896176	1 5 F PM2 B/N BV2 ANVI	150/1	39	18	43	18	40	18	40	18	12341	161	128	8.00			1393961
CHEETA PRAKASHRAG THAKARE Mother's Name: VIJAYA			802		57		61		55		58							
GIGPICG->			BI 81321		BI 81321		BI 81321		BI 81321									
			W/14-527789-		7.50													
393962	2013016600895931	1 5 F PM2 B/N BV2 ANVI	150/2	40	18	37	18	37	18	41	18	12271	161	126	8.00			1393962
PRIYA FULCHANDRAD WAGHARE Mother's Name: CHHABU			802		58		55		55		59							
GIGPICG->			BI 81321		BI 81321		BI 81321		BI 81321									
			W/14-383173-		7.75													

### RESULT STATISTICS FOR THE COLLEGE

APPEARED	TOTAL	REGU	EXT.	EX-STUD	BOYS/PASS %	GIRLS/PASS %	RESULT WITHHELD	FAILURES
2	2	2	0	0	0 *****	2 100.00%	BY OFFICE, W/D	0 WITH COMPARTMENT
0	0						BY TABULATION	0 WITH EXEMPTION
2	2						UNFAIR MEANS	0 TOTAL OF ABOVE
PASS %	100.00							DELETED: 0

### SUBJECTWISE STATISTICS OF APPEARED AND PASS % COUNT

PM2 2	100.00%	B/N 2	100.00%	BV2 2	100.00%	ANVI 2	100.00%
-------	---------	-------	---------	-------	---------	--------	---------

1 PM2 PRACHIN - MADHYAYUGIM MARATHI KAVITA: BHAG-2      2 B/N VISHESH GRANDTHIKAR : BHALCHANDRA NEMADE  
 3BNS BHASHANTAR MIMANSA      4 BV2 BHASHA VIDHYAN BHAG-2  
 5AMV ARWACHIN MARATHI VANGMAY ITIHAS (E.S.1800-2000)      6 SHS SAHITYA SAMIKSHA  
 7

# -> FAIL, PXM -> FULL PREV. EXEM., XMF -> FULL CURR. EXMPT, AN -> ABSENT, (\* ) -> Pass by grace marks vide ORDINANCE No. 3 of 2007  
 PKMT -> PREV. EXMPT. IN THEORY, PXNS -> PREV. EXMPT. IN SESSIONAL, XMT -> CURR. EXMPT. IN THEORY, XMS -> CURR. EXMPT. IN SESSIONAL  
 EXAM CATG: 1-REGULAR, 2-EXTERNAL, 3-EX-STUDENT; CASTE: 1-SC, 2-ST, 3-NI, 4-VJ, 5-OC, 6-GE, 7-UNKNOWN  
 DRD 4 OF 96 CA - CUMULATIVE APPEARANCE AS PER ORD. 4 OF 1996  
 Prepared & Printed at COMPUTER CENTRE, R.T.N. NAGPUR UNIVERSITY.







Scanned With  
CamScanner

ROLL NUMBER NAME OF THE CANDIDATE	ENROLLMENT NO.	APPEARING SUBJECTS	11 (Cr: 4)		12 (Cr: 4)		13 (Cr: 4)		14 (Cr: 4)		TOTAL	RESULT	ICP	ICG1	ICGPA	IFINAL	IEI	EXEMPTIONS	ROLL NO.
			TH	SS	TH	SS	TH	SS	TH	SS									
403020	2011016600382315	1 M S F RTS PIS GLO SPC1 110/1	53	18	55	19	52	19	42	19		IPASS							1403020
PRIYANKA DEVENDRA SHINDE Mother's Name: SUMANDA		807	71		74		71		61			12771		161	1401	8.751			
EXEMPTIONS (IF ANY)		C M C S A E S E T D T X	CENTRE P/L MINI		40		40		40		11601						REMARKS		
GIGPICG ->		AI 91361	AI 91361	AI 91361	BI 81321			W/14-577724-		8.25									
403021	2013016600895946	1 M S F RTS PIS GLO SPC1 110/2	54	19	42	19	45	18	40	19		IPASS							1403021
VAISHALI DINKARRAO LUNGE Mother's Name: SUREKHA		807	73		61		63		59			12561		161	1321	8.251			
GIGPICG ->		AI 91361	BI 81321	BI 81321	BI 81321														

RESULT STATISTICS FOR THE COLLEGE

APPEARED	2	REGU	2	EXT.	0	EX-STUD	0	BOYS/PASS %	0 *****	GIRLS/PASS %	2 100.00%	RESULT WITHHELD BY OFFICE, W/O	0	FAILURES WITH COMPARTMENT	0	DELETED:	0
ABSENT	0											BY TABULATION	0	WITH EXEMPTION	0		
PASS	2											UNFAIR MEANS	0	TOTAL OF ABOVE	0		
PASS %	100.00																

SUBJECTWISE STATISTICS OF APPEARED AND PASS % COUNT

RTS	2	100.0%	PIS	2	100.0%	GLO	2	100.0%	SPC	2	100.0%
-----	---	--------	-----	---	--------	-----	---	--------	-----	---	--------

- 1 RTS RECENT TRENDS IN SOCIOLOGY THEORY
- 3 SIS SOCIOLOGY OF INFORMAL SECTOR
- 5 GLO GLOBALIZATION AND SOCIETY
- 7 SDM SOCIOLOGY OF DISASTER AND DISASTER MANAGEMENT
- 9 SPC SOCIAL PROBLEMS IN CONTEMPORARY INDIA
- 2 PIS PERSPECTIVES ON INDIAN SOCIETY
- 4 MAS MEDIA AND SOCIETY
- 6 SSS SOCIOLOGY OF SOCIAL STRATIFICATION
- 8 SDM SOCIOLOGY OF MIGRATION
- TSI TRIBAL SOCIETY IN INDIA

# -> FAIL, PXMF -> FULL PREV. EXEM., XMF -> FULL CURR. EXMPT, AA -> ABSENT, (X) -> Pass by grace marks vide ORDINANCE No. 3 of 2007  
 PXMT -> PREV. EXMPT. IN THEORY, PXMS -> PREV. EXMPT. IN SESSIONAL, XMT -> CURR. EXMPT. IN THEORY, XMS -> CURR. EXMPT. IN SESSIONAL  
 EXAM CATG: 1-REGULAR, 2-EXTERNAL, 3-EX-STUDENT; CASTE: 1-SC, 2-ST, 3-MT, 4-WJ, 5-OBC, 6-BEN., 7-UNKNOWN  
 ORD 4 OF 96 CA - CUMULATIVE APPEARANCE AS PER ORD. 4 OF 1996





Scanned with CamScanner

RASHTRASANT TUKADOJI MAHARAJ NAGPUR UNIVERSITY  
TABULATION REGISTER - EXAMINATION FOR THE DEGREE OF FOURTH SEMESTER OF B.A.(PSYCHOLOGY) (Credit Base Semester Pattern) SUMMER-2015

12/08/2015 PAGE: 14  
( Faculty of Social Sciences )

COLLEGE: 804-LOK MAHAVIDYALAYA ( ARTS & COMMERCE ) WARDHA.

ROLL NUMBER	ENROLLMENT NO.	APPEARING SUBJECTS	I1(Cr:4)	I2(Cr:4)	I3(Cr:4)	I4(Cr:4)	IPr(Cr:6)	ITDT	MARKS	RESULT	ISC	ECG	SGPA	CGPA	FINAL	EXEMPTION	ROLL NO.
NAME OF THE CANDIDATE			TH	SS	TH	SS	TH	SS	TH	SS	PR	SS	CI	CI	CI	CI	
		C M C S	80	20	80	20	80	20	80	20	120	30					
EXEMPTIONS (IF ANY)		A E S E	32	08	32	08	32	08	48	12	E	5501					
		T D T X CENTRE P/L MIN	40		40		40		60			2201					

RESULT STATISTICS FOR THE COLLEGE

	TOTAL	REGU	EXT.	EX-STUD	BOYS/PASS %	GIRLS/PASS %
APPEARED	4	4	0	0	1 0.00%	3 100.00%
ABSENT	0					
PASS	3					
PASS %	75.00					

RESULT WITHHELD	FAILURES
BY OFFICE, U/O	0 WITH COMPARTMENT DELETED: 0
BY TABULATION	0 WITH EXEMPTION
UNFAIR MEANS	0 TOTAL OF ABOVE

SUBJECTWISE STATISTICS OF APPEARED AND PASS % COUNT

PTG 4	100.0%	P/D 4	100.0%	ISC 4	75.00%	SAC 4	100.0%
-------	--------	-------	--------	-------	--------	-------	--------

- 1PSP PSYCHOPATHOLOGY
- 3TIS THERAPEUTIC INTERVENTION STRATEGIES
- 50/D ORGANIZATION DEVELOPMENT
- 70C0 ORGANIZATIONAL CULTURE, ORGANIZATIONAL LEARNING
- PTG PSYCHOLOGICAL TESTING IN COUNSELLING AND GUIDANCE
- 2 PTC PSYCHOLOGICAL TESTING IN CLINICAL PSYCHOLOGY
- 4 CHH COMMUNITY MENTAL HEALTH AND MEDICAL PSYCHOLOGY
- 6 LCO LEADERSHIP AND COMMUNICATION IN ORGANIZATIONS
- 8 E/C EMPLOYEE COUNSELLING
- P/D PSYCHOLOGICAL DISORDERS

# -> FAIL, PXMF -> FULL PREV. EXEM., XMF -> FULL CURR. EXMPT, AA -> ABSENT, (\*) -> Pass by grace marks vide ORDINANCE No. 3 of 2007  
 PXMT -> PREV. EXMPT. IN THEORY, PXMS -> PREV. EXMPT. IN SESSIONAL, XMT -> CURR. EXMPT. IN THEORY, XMS -> CURR. EXMPT. IN SESSIONAL  
 EXAM CATG: 1-REGULAR, 2-EXTERNAL, 3-EX-STUDENT; CASTE: 1-SC, 2-ST, 3-NI, 4-VJ, 5-DBC, 6-GEN., 7-UNKNOWN  
 ORD 4 OF 96 CA - CUMULATIVE APPEARANCE AS PER ORD. 4 OF 1996

Processed & Printed at COMPUTER CENTRE, R. T. H. NAGPUR UNIVERSITY.















RASHTRASANT TUKADOJI MAHARAJ NAGPUR UNIVERSITY  
 EXAMINATION FOR THE DEGREE OF BACHELOR OF LIBRARY & INFORMATION SCIENCE WINTER 2015  
 COLLEGE: 004. LOK MANAVIDYALAYA (ARTS & COMMERCE) WARDHA.

ROLL NO.	NAME OF THE CANDIDATE	P/LI	PART - I										PRACTICALS				
ENROLMENT NO.	C S C M A E S E T X T D	APPEARING SUBJECTS	1	2	3	4	5	6	1TOT	1PR-1	1PR-2	1PR-3	1PR-4	1A1	1A2	1TOT	
021114	SUSHMA SURENDRA SHENDE Mother's Name RATNAPRADHA	10/11															
2014016609749021	J F & M 609 FLI KIR NIC ISS ITD RST		AA	AA	AA	AA	AA	AA									
S2014-523810-																	

RESULT STATISTICS FOR THE COLLEGE

APPEARED	TOTAL REGULAR	EXTERNAL	EX-STUD	BOYS /	PASS %	GIRLS /	PASS %	RESULT WITHHELD
1	1	0	0	1	0	1	0	0
1	1	0	1	0	XXXXXX	1	XXXXXX	0
0	0	0	0	0		0		0
XXXXXX	XXXXXX							0

COLLEGEWISE SUBJECTWISE STATISTICS OF APPEARED AND PASS % COUNT

FLI 2	0.00%	KIR 2	50.00%	NIC 2	50.00%	ISS 3	66.67%	ITD 3	0.00%	RST 3	0.00%
-------	-------	-------	--------	-------	--------	-------	--------	-------	-------	-------	-------

FIRST DIVISION = 40% & ABOVE, SECOND DIVISION = 50% & ABOVE

ROLL NO.	NAME OF THE CANDIDATE	P/LI	PART - I										PRACTICALS				
ENROLMENT NO.	C S C M A E S E T X T D	APPEARING SUBJECTS	1	2	3	4	5	6	1TOT	1PR-1	1PR-2	1PR-3	1PR-4	1A1	1A2	1TOT	

APPEARED	TOTAL REGULAR	EXTERNAL	EX-STUD	BOYS /	PASS %	GIRLS /	PASS %	RESULT WITHHELD
0	0	0	0	0		0		0
0	0	0	0	0		0		0
0	0	0	0	0		0		0
0	0	0	0	0		0		0

FLI-FOUNDATION OF LIBRARY AND INFORMATION SCIENCE, KIR-KNOWLEDGE ORG., INF.PROC. & RETRIEVAL, NIC-MANAGEMENT OF LIB & INF. CENTRES,  
 SOURCES AND SERVICES, ISS-INFORMATION TECHNOLOGY BASICS, RST-RESEARCH METHODS & STATISTICAL TECHNIQUES, INFORMATION TECH BASIC  
 PRACTICAL I,II,III,IV, SEMINAR ASSESSMENT I&II, I&II  
 \* - FAIL, \*X - PREVIOUS EXEMPTION, \*M - CURRENT EXEMPTION, \*A - ADDEENT, (\*M) - Pass by grace marks with ORDINANCE No. 3 of 2007  
 ERAS 1&2 1-REGULAR, 2-EXTERNAL, 3-EX-STUDENT ; CASTE: 1-SC, 2-ST, 3-WT, 4-UJ, 5-DDC, 6-GEN, 7-UNKN  
 ORD 4 OF 1996 - CUMULATIVE APPEARANCE AS PER ORD. 4 OF 1996



804

DRAGAM TUKADJI MAHARAJ NAGPUR UNIVERSITY  
 REGISTRATION REGISTER THIRD SEMESTER MASTER OF LIBRARY & INFORMATION SCIENCE (CREDIT BASED SEMESTER PATTERN) WINTER 2015  
 FACULTY OF SOCIAL SCIENCES

804 (804) LOK MAHAVIDYALAYA (ARTS & COMMERCE), WARDHA

NAME OF THE CANDIDATE	1 TH	SS	TOT	RMK	G/	GP/	CG	4 TH	SS	TOT	RMK	G/	GP/	CG	7 PR	SS	TOT	RMK	G/	GP/	CG	D	TOTAL	ROLL	REMARK
ENROL NO.	CEN	COL	CAT	SEX	MED	CST		5 TH	SS	TOT	RMK	G/	GP/	CG	8 PR	SS	TOT	RMK	G/	GP/	CG	INC	E	RESULT	
EXEMPTIONS (IF ANY)								6 TH	SS	TOT	RMK	G/	GP/	CG	9	SS	TOT	RMK	G/	GP/	CG	C			
															10	SS									
																SS									

RESULT STATISTICS FOR THE COLLEGE

TOTAL	REGULAR	EXTERNAL	EX-STUD	BOYS /	PASS %	GIRLS /	PASS %	RESULT WITHHELD	FAILURES	DELETED:
16	16	0	0	8	75.00%	8	75.00%	BY OFFICE, W/O	0	WITH COMPARTMENT
								BY TABULATION	1	WITH EXEMPTION
								UNFAIR MEANS	0	TOTAL OF ABOVE
75.00%										

COLLEGEWISE SUBJECTWISE STATISTICS OF APPEARED AND PASS % COUNT

16	81.25%	IAR 16	87.50%	ISR 16	75.00%	6AD 16	93.75%	ICT 16	93.75%	A/TI 0	AIS 0	BID 0	LIS 0	IIS 16	93.75%
----	--------	--------	--------	--------	--------	--------	--------	--------	--------	--------	-------	-------	-------	--------	--------







# M.A Summer 2016

09/06/2016 PAGE: 79

RASANT TUKADJI MAHARAJ NAGPUR UNIVERSITY  
 REGISTRATION REGISTER - EXAMINATION FOR THE DEGREE OF FOURTH SEM. OF M.A. (ECONOMICS) (Credit Base Semester Pattern) SUMMER-2016  
 ( Faculty of Arts)

C. B04-LOK MAHAVIDYALAYA ( ARTS & COMMERCE ) WARDHA.

NUMBER OF THE CANDIDATE	ENROLLMENT NO.	APPEARING SUBJECTS	11 (Cr:4)				12 (Cr:4)				13 (Cr:4)				14 (Cr:4)				TOTAL MARKS	RESULT	EXEMPT	ECG	ISG	BPA	ICOPA	IFINAL	IEI	EXEMPTIONS	ROLL NO.
			TH	SS	TH	SS	TH	SS	TH	SS	TH	SS	TH	SS	TH	SS	TH	SS											
		C M C S	MAXI	90	20	80	20	80	20	80	20	80	20	80	20	80	1400												
		A E S E		32	08	32	08	32	08	32	08	32	08	32	08	1400													
		T D T X	CENTRE	P/L	MINI	40		40		40		40		40		1160													

### RESULT STATISTICS FOR THE COLLEGE

APPEARED	TOTAL	REGU	EXT.	EX-STUD	BOYS/PASS %	GIRLS/PASS %	RESULT WITHHELD BY OFFICE, W/O BY TABULATION UNFAIR MEANS	FAILURES	DELETED:
5	5	5	0	0	0 *****	5 100.00%	0 WITH COMPARTMENT 0 WITH EXEMPTION 0 TOTAL OF ABOVE	0	0

### SUBJECTWISE STATISTICS OF APPEARED AND PASS % COUNT

2 5	100.0%	1T2 5	100.0%	RM2 5	100.0%	CAE 5	100.0%
-----	--------	-------	--------	-------	--------	-------	--------

- |   |   |
|---|---|
| 1EG2 ECONOMICS OF GROWTH AND DEVELOPMENT-II | 2 IT2 INTERNATIONAL TRADE AND FINANCE-II        |
| 3RM2 RESEARCH METHODOLOGY -II               | 4 FM2 FINANCIAL INSTITUTIONS & MARKETS-II       |
| 5E/M ECONOMICS IF MARKETING                 | 6 R/D RURAL DEVELOPMENT                         |
| 7ME2 MATHEMATICAL ECONOMICS-II              | 8 CAE COMPUTER APPLICATION IN ECONOMIC ANALYSIS |
| 1E2 INDIAN ECONOMIC POLICY-II               | E/I ECONOMICS OF INSURANCE                      |

N -> FAIL, PXMF -> FULL PREV. EXEM., XMF -> FULL CURR. EXMPT, AA -> ABSENT, (w) -> Pass by grace marks vide ORDINANCE No. 3 of 2007  
 PXMT -> PREV. EXMPT. IN THEORY, PXMS -> PREV. EXMPT. IN SESSIONAL, XMT -> CURR. EXMPT. IN THEORY, XMS -> CURR. EXMPT. IN SESSIONAL  
 EXAM CATS: 1-REGULAR, 2-EXTERNAL, 3-EX-STUDENT; CASTE: 1-SC, 2-ST, 3-MT, 4-UJ, 5-ORC, 6-GEN., 7-UNKNOWN  
 ORD 4 OF 96 CA - CUMULATIVE APPEARANCE AS PER ORD. 4 OF 1976



COLLEGE: 804-LOK MAHAVIDYALAYA (ARTS & COMMERCE) WARDHA.

ROLL NUMBER NAME OF THE CANDIDATE EXEMPTIONS (IF ANY)	ENROLLMENT NO.	APPEARING SUBJECTS	I1(Cr:4)		I2(Cr:4)		I3(Cr:4)		I4(Cr:4)		PR	SS	NI	MARKS	RESULT	IZC	IZCG	GPAI	COPA	FINAL	EXEMPTION	ROLL NO.	
			TH	SS	TH	SS	TH	SS	TH	SS													
			MAXI	80	20	80	20	80	20	80	20	120	30	CI									
				32	08	32	08	32	08	32	08	48	12	EI	5501								
				40		40		40		40		60		2201									

RESULT STATISTICS FOR THE COLLEGE

	TOTAL	REGU	EXT.	EX-STUD	BOYS/PASS %	GIRLS/PASS %	RESULT WITHHELD	FAILURES	DELETED:
APPEARED	4	4	0	0	0	75.00%	BY OFFICE, W/O	0 WITH COMPARTMENT	0
ABSENT	0						BY TABULATION	0 WITH EXEMPTION	
PASS	3						UNFAIR MEANS	0 TOTAL OF ABOVE	
PASS %	75.00								

SUBJECTWISE STATISTICS OF APPEARED AND PASS % COUNT

PTG 4	75.00%	P/D 4	75.00%	ISC 4	75.00%	SAC 4	75.00%
-------	--------	-------	--------	-------	--------	-------	--------

- 1PSP PSYCHOPATHOLOGY
- 3T16 THERAPEUTIC INTERVENTION STRATEGIES
- 5CFF CLINICAL PSYCHOLOGY PRACTICUM
- 7LCO LEADERSHIP AND COMMUNICATION IN ORGANIZATIONS
- E/C EMPLOYEE COUNSELLING
- 2 PTC PSYCHOLOGICAL TESTING IN CLINICAL PSYCHOLOGY
- 4 CMH COMMUNITY MENTAL HEALTH AND MEDICAL PSYCHOLOGY
- 6 O/D ORGANIZATION DEVELOPMENT
- 8 OCO ORGANIZATIONAL CULTURE, ORGANIZATIONAL LEARNING
- IPP INDUSTRIAL PSYCHOLOGY PRACTICUM

W -> FAIL, PXMF -> FULL PREV. EXEM., XMF -> FULL CURR. EXMPT., AA -> ABSENT, (w) -> Pass by grace marks vide ORDINANCE No. 3 of 2007  
 PXMT -> PREV. EXMPT. IN THEORY, PXMS -> PREV. EXMPT. IN SESSIONAL, XMT -> CURR. EXMPT. IN THEORY, XMS -> CURR. EXMPT. IN SESSIONAL  
 EXAM CATG: 1-REGULAR, 2-EXTERNAL, 3-EX-STUDENT, CASTE: 1-SC, 2-ST, 3-NI, 4-OJ, 5-UBC, 6-GEN, 7-UNKNOWN  
 ORD 4 OF 96 CA - CUMULATIVE APPEARANCE AS PER ORD 4 OF 1996  
 Processed & Printed at COMPUTER CENTRE, R. T. N. NAGPUR UNIVERSITY.















ROLL NO.	NAME OF THE CANDIDATE	P/L1	PART - I								PRATYAKSHI	DIP	DIP	LAMP	DIP	DIP	DIP	DIP
			1	2	3	4	5	6	7	8								
80962	MAHURI SANDHU GANJARE																	
Mother's Name: MA/MS/TD/MS 3 F 5 N 415		19/11																
2011-109205-FRAC		ITD	42	47	40	42	45	42	1258									
			S2013-51203-FLI, KIR, NIC															
80963	PAHARJ PANDURANG SUDHAN																	
Mother's Name: GACCHALA MA/MS/TD/MS 3 N 3 N 415		19/21																
20120140054004 3 N 3 N 415		ITD	45	52	25	40	40	49	1211									
2013-512094-FLI, KIR, RST, FRAC		NIC	S2014-523013-ISS															
80964	SEHALI SHANKARAO KUDRUTE																	
Mother's Name: SUKITA MA/MS/TD/MS 3 F 7 N 415 FLI		19/31																
2014-523005-KIR, NIC, ISS, RST, FRAC		ITD	52	40	41	40	60	56	1289									
			S2014-523006-FRAC															
80965	SORU SANDALY KHANDRAGADE																	
Mother's Name: INDU MA/MS/TD/MS 3 F 7 N 415 FLI KIR NIC ISS ITD RST		19/41																
2014-523006-FRAC		ITD	40	40	40	40	40	40										

INITIAL	MARKS	RESULT	DIP	LAMP	DIP	DIP	DIP	DIP	DIP	DIP
700	390									
465	IPASS									
431	IFAIL									
522	IPASS									
236	IPASS									
236	IPASS									

RESULT STATISTICS FOR THE COLLEGE

APPEARED	REGULAR	EXTERNAL	EX-STUD	BOYS / PASS %	GIRLS / PASS %	RESULT WITHHELD	DELETED
23	16	0	7	11	72.73%	12	45.45%
1						2	
13						0	
57.97						0	

COLLEGEWISE SUBJECTWISE STATISTICS OF APPEARED AND PASS % COUNT

FLI	KIR	NIC	ISS	ITD	RST
57.89%	17	50.82%	17	47.37%	17
				64.71%	22
				72.73%	7
					64.71%







# M.A. Winter 2016

ASHTRASANT TUKADOJI MAHARAJ NAGPUR UNIVERSITY  
REGISTRATION REGISTER - EXAMINATION FOR THE DEGREE OF B.A. (HONOURS) IN  
(Faculty of Arts)

COLLEGE: 804-LOK MAHAVIDYALAYA (ARTS & COMMERCE) WARDHA.

ROLL NUMBER ENROLLMENT NO. NAME OF THE CANDIDATE	EXEMPTIONS (IF ANY)	C N C S A E S E T D T X	APPEARING SUBJECTS				TH	SS	IN	IMR	K	RESULT	ZCF	ZCG	GPA	BI	EXEMPTIONS	ROLL NO.	
			TH	SS	TH	SS													
797342 EXT/W16/PN/4083 YOGITA TULSHIDAS SARODE Mother's Name: RAMJANA		2 N 7 F	PHK	DNY	B/V	PHI	50	13	50	13	44	53	14						797342
						180/1						IPASS							
						803		63		63		55	67		12481		16	132	8.25
						GIGPICG-3	BI	81321	BI	81321	BI	81321							

### RESULT STATISTICS FOR THE COURSE

TOTAL	REGU	EXT.	EX-STUD	BOYS/PASS %	GIRLS/PASS %
APPEARED 5	5	1	0	1 0.00%	5 80.00%
ABSENT 0					
PASS 4					
PASS % 66.67					

SUBJECTWISE STATISTICS OF APPEARED			
PHK 1	100.0%	DNY 1	100.0%
B/V 1	100.0%		

RESULT WITHHELD	FAILURES	DELETED
OFFICE, W/D 0	WITH COMPARTMENT 0	5
TABULATION 0	WITH EXEMPTION 0	
FAIR MEANS 0	TOTAL OF ABOVE 0	

- 1 PHK PRACHIN-MADYATUGIN MARATHI KAVITA: BHAG-1
- 2 DNY A) VISHESHATHAKAR: SANT DNYANESHWAR
- 3 T/S B) TOULANIK SAHITYADHYAS
- 4 B/V BHASHAVIGYAHAG-1
- 5 PHK A) PRACHIN & MADYATUGIN MARATHI WADHAYETIHAS
- 6 S/S B) SANSODHASTRA
- 7
- 8

N -> FAIL, FXMF -> FULL PREV. EXEM., XMF -> FULL CURR. EXMPT, AA -> ABSENT, ( Pass by grace marks vide ORDINANCE No. 3 of 2007  
 FXMT -> PREV. EXMPT. IN THEORY, FXMS -> PREV. EXMPT. IN SESSIONAL, XMT -> CURR. EXMPT. IN THEORY, XMS -> CURR. EXMPT IN SESSIONAL  
 EXAM CATG: 1-REGULAR, 2-EXTERNAL, 3-EX-STUDENT; CASTE: 1-SC, 2-ST, 3-HI, 4-OBC, 5-GEN., 6-GEN., 7-UNKNOWN  
 ORD 4 OF 96 CA - CUMULATIVE APPEARANCE AS PER ORD. 4 OF 1996











RASHTRASANTI TUKADOJI MAHARAJ NAGPUR UNIVERSITY  
 TABULATION REGISTER FIRST SEMESTER BACHELOR OF LIBRARY & INFORMATION SCIENCE  
 FACULTY OF SOCIAL SCIENCES

(CBS) WINTER 2016

19/01/2017

PAGES

COLLEGE: (304) LOK MAHAVIDYALAYA (ARTS & COMMERCE), WARDHA

ROLL	NAME OF THE CANDIDATE	1 TH	SS	TOT	RMK	G/GP/CG	4	PR	SS	TOT	RMK	G/GP/CG	5	PR	SS	TOT	RMK	G/GP/CG	6	PR	SS	TOT	RMK	G/GP/CG	7	PR	SS	TOT	RMK	G/GP/CG	INC	E	TOTAL	REMARK
LN	ENROL NO.	CEN	COL	CAT	SEX	MED	CST	EXEMPTIONS (IF ANY)	FLI	K/O	ISS	XMS	F/O/O	P-1	P-2	P-3	P-4	EX	EX	EX	EX	EX	EX	EX	EX	EX	EX	EX	EX	EX	EX	EX	EX	EX
01	894889 RAVINDRA MITARAM PADOLE								11	27	38	18	45	58	56	60	58																	
	Mother's Name: SUNADA																																	
	PROVISTONAL	815	804	1	M	M	6																											
02	894904 SONU BANDUJI WASEKAR								45	56	60	17	73	85	60	65	58																	
	Mother's Name: ANNAPURNA																																	
		815	804	1	F	M	6																											
03	894905 VAISHNAVI YASHWANTRAD THAKARE								43	52	57	18	70	82	58	62	51																	
	Mother's Name: MAHISHA																																	
		815	804	1	F	M	6																											

RESULT STATISTICS FOR THE COLLEGE

APPEARED	3	3	0	0	1	0.00%	2	100.00%	BY OFFICE	W/O	0	WITH COMPARTMENT	DELETED:	0
ABSENT	0								BY TABULATION		0	WITH EXEMPTION		
PASS	2								UNFAIR MEANS		0	TOTAL OF ABOVE		
PASS %	66.67													

COLLEGEWISE SUBJECTWISE STATISTICS OF APPEARED AND PASS % COUNT

FLI	3	66.67%	K/O	3	66.67%	ISS	3	100.0%	P-1	3	100.0%	P-2	3	100.0%	P-3	3	100.0%	P-4	3	100.0%
-----	---	--------	-----	---	--------	-----	---	--------	-----	---	--------	-----	---	--------	-----	---	--------	-----	---	--------



















WAMAVIDYALAYA (ARTS & COMMERCE) WARDHA.

ROLLMENT NO. CANDIDATE	APPEARING SUBJECTS	11 (Cr: 4)		12 (Cr: 4)		13 (Cr: 4)		14 (Cr: 4)		TOTAL MARKS	RESULT	ZC*	ZCG	BOPA	DI	EXEMPTIONS	REMARKS	ROLL NO.
		TH	SS	TH	SS	TH	SS	TH	SS									
2015016601703816	CMCS AESE TDTX CENTRE P/L MINI	80	20	80	20	80	20	80	20	1400								
ANIL DESHMUKH	3MSF EGD	32	08	32	08	40		40		1160								
Teacher's Name: NANDA	94/1	35	18					65		1200		16	124	7.75				803149
IS: 2, 3, 4S, -U2015/974338	PXMS	53		59		53												
-S2016/557293	616PIC->	CI 71281		BI 81321		CI 71281		AI 91361										

RESULT STATISTICS FOR THE COLLEGE

	TOTAL	REGU	EXT.	EX-STUD	BOYS/PASS %	GIRLS/PASS %
APPEARED	11	9	1	1	5 80.00%	6 83.33%
ABSENT	0					
PASS	9					
PASS %	81.82					

RESULT WITHHELD	FAILURES	DELETED:
BY OFFICE, W/O	0 WITH COMPARTMENT	0
BY TABULATION	0 WITH EXEMPTION	0
UNFAIR MEANS	0 TOTAL OF ABOVE	0

SUBJECTWISE STATISTICS OF APPEARED AND PASS % COUNT

EGD 1	100.0%	ITF 0	R/M 0	L/E 0
-------	--------	-------	-------	-------

- 1EGD ECONOMICS OF GROWTH AND DEVELOPMENT
- 3R/M RESEARCH METHODOLOGY-1
- 5L/E LABOUR ECONOMICS
- 7H/D HUMAN DEVELOPMENT
- IEP INDIAN ECONOMIC POLICY-1
- 2 IIF INTERNATIONAL TRADE AND FINANCE-1
- 4 FIM FINANCIAL INSTITUTIONS AND MARKETS-1
- 6 SIE STRUCTURE OF INDIAN ECONOMY
- 8 E/D ENTREPRENEUR DEVELOPMENT
- MEI MATHEMATICAL ECONOMICS-1

\* -> FAIL, PXMF -> FULL PREV EXEM., XMF -> FULL CURR EXMPT, AA -> ABSENT, (R) -> Pass by special marks wide ORDINANCE No. 3 of 2007  
 PXMT -> PREV. EXMPT. IN THEORY, PXMS -> PREV. EXMPT. IN SESSIONAL, XMT -> CURR. EXMPT. IN THEORY, XMS -> CURR. EXMPT. IN SESSIONAL  
 EXAM CATS: 1-REGULAR, 2-EXTERNAL, 3-EX-STUDENT; CASTE: 1-SC, 2-ST, 3-BT, 4-OBC, 5-OBCA, 6-GEN, 7-UNKNOWN  
 ORD 4 OF 96 CA - CUMULATIVE APPEARANCE AS PER ORD. 4 OF 1996



# M.A. Summer 2017

RASHTRASANT TUKADOJI MAHARAJ NAGPUR UNIVERSITY TABULATION REGISTER B. A. FINAL SUMMER 2017 19/05/2017 PH2078  
 COLLEGE: - (804) LOK MAHAVIDYALAYA (ARTS & COMMERCE), WARDHA FACULTY OF HUMANITIES

ROLL LN	ENRL. NO	CEN CAT SEX MED	NAME-OF-THE-CANDIDATE	SUB X -MARKS- TOT	PR	MOTHER'S NAME	SUB X -MARKS- TOT	PR	DIV. I - 60% >= 900			DIV. II - 45% >= 675			DIV. III - (<= 674			
									STOT-RMK	STOT-RMK	STOT-RMK	STOT-RMK	STOT-RMK	STOT-RMK	STOT-RMK	STOT-RMK	STOT-RMK	STOT-RMK
216541	1	2015016602117407	VIJAYA JAGADISH PANDE			MUKTA												
		815 3 F M EXM	ENG F			HIS												
LAST R. NO. W16/551852			MAR F			ECO F												
(I-515/145332 II-						SOC F												
216542	2	2015016602115076	VIKI MANGAL PATIL			VANDANA												
		815 3 M M EXM	ENG		35	HIS												
LAST R. NO. W16/551853			MAR F			ECO F												
(I-514/252396 II-515/303804 )						SOC F												

COLLEGE: - (804) LOK MAHAVIDYALAYA (ARTS & COMMERCE), WARDHA

### RESULT STATISTICS FOR THE COLLEGE

TOTAL		PART-EXAM	FRESH	EXM/CMP	BOYS	GIRLS	DIV.	BOYS / GIRLS	RESULT WITHELD	F A I L U R E S		
APPEARED		ABS							BY OFFICE, WD =	WITH COMPARTMENT=	DELETED -	
APPEARED	147	7	115	39	46	108	I	15	29	AT TABULATION = 7	WITH EXEMPTION =	96
PASS	51		37	14	16	35	II	14	27	UNFAIR-MEANS =	TOTAL OF ABOVE =	96 Perc(Z) - 65.31
PASS-%	34.69		32.17	35.90	34.78	32.41	III	5	10			

### SUBJECTWISE STATISTICS OF APPEARED & PASS-% COUNTS

ENG 147 %	47.62	MAR 120 %	95.00	ECO 38 %	94.74	POL 76 %	43.42	SOC 63 %	93.65	HIS 75 %	61.33	MLT 51 %	80.39
HEC 45 %	97.78	GEO 18 %	94.44	ELT 10 %	30.00	PSY 1 %	100.00						















**R.T.M. NAGPUR UNIVERSITY**  
**Scheme of Examination for FOURTH SEMESTER OF B.A.(PSYCHOLOGY) (Credit Base Semester Pattern) SUMMER 2017**

Maximum Marks: 625    Minimum Pass Marks: 250    Exemption: 50%

Paper No.	Gr. Opt. Abbr	Paper Name	Practical		Theory		SS/PR MAX	Max. Marks	Min. Marks	Exmp.	Credit
			Max	Min	Max	Min					
<b>Stream A: Clinical Psychology</b>											
1	PSP	PSYCHOPATHOLOGY	0	0	0	0	100	40	40	4	
1	PTC	PSYCHOLOGICAL TESTING IN CLINICAL PSYCHOLOGY	0	0	0	0	100	40	40	4	
1	TIS	THERAPEUTIC INTERVENTION STRATEGIES	0	0	0	0	100	40	40	4	
1	CMH	COMMUNITY MENTAL HEALTH AND MEDICAL PSYCHOLOGY	0	0	0	0	100	40	40	4	
	CPP	Clinical Psychology Practicum	80	32	30	12	150	60	60	6	
<b>Stream B: Organizational Psychology</b>											
A	CPP	CLINICAL PSYCHOLOGY PRACTICUM	0	0	0	0	0	0	0	0	
B	O/D	ORGANIZATION DEVELOPMENT	0	0	0	0	100	40	40	4	
B	LCO	LEADERSHIP AND COMMUNICATION IN ORGANIZATIONS	0	0	0	0	100	40	40	4	
B	OCO	ORGANIZATIONAL CULTURE, ORGANIZATIONAL LEARNING AND ORGANIZATIONAL	0	0	0	0	100	40	40	4	
	IPP	Industrial Psychology Practicum	80	32	30	12	150	60	60	6	
<b>Stream C: Counselling Psychology</b>											
B	E/C	EMPLOYEE COUNSELLING	0	0	0	0	100	40	40	4	
B	IPP	INDUSTRIAL PSYCHOLOGY PRACTICUM	0	0	0	0	0	0	0	0	
C	ACG	Assessment in Counselling and guidance	80	32	20	8	100	40	40	4	
C	BCK	Basic Counselling Skills	80	32	20	8	100	40	40	4	
C	CPR	Counselling Psychology Practicum	80	32	30	12	150	60	60	6	

Marks	Grade	Grade Point	Credit Point(C) = Credit x Grade Point
75-100	O (Outstanding)	10	C1 x G1 + C2 x G2 + C3 x G3 + C4 x G4 + C5 x G5
65-74	A (Very Good)	09	SGPA = $\frac{C1 + C2 + C3 + C4 + C5}{5}$
55-64	B (Good)	08	
50-54	C (Average)	07	
0-49	F (Fail)	00	

CGPA	FINAL GRADE	CGPA = $\frac{SGPA-I \times CR-I + SGPA-II \times CR-II + SGPA-III \times CR-III + SGPA-IV \times CR-IV}{CR-I + CR-II + CR-III + CR-IV}$
9.01 TO 10.00	O	
8.01 TO 9.00	A	
7.01 TO 8.00	B	
6.01 TO 7.00	C	
5.01 TO 6.00	D	
4.00 TO 5.00	E	
BELOW 4.00	F	

**FINAL STATISTICS**

APPEARED	TOTAL	REGU	EXT	EX-STUD	BOYS/PASS %	GIRLS/PASS %	RESULT WITHHELD	FAILURES	DELETED
62	61	0	1	15	93.33%	47	89.36%	0 WITH COMPARTMENT	0
0	0						BY OFFICE, U/O	1 WITH EXEMPTION	
56	56						BY ABULATION	0 TOTAL OF ABOVE	
90.32	90.32						UN-IR MEANS		

**FINAL SUBJECTWISE STATISTICS OF APPEARED AND PASS COUNT**

PTG 27	88.89%	P/D 27	88.89%	IBC 27	88.89%	SAC	92.59%
--------	--------	--------	--------	--------	--------	-----	--------



RASHTRASANT TUKADOJI MAHARAJ NAGPUR UNIVERSITY  
 TABULATION REGISTER - EXAMINATION FOR THE DEGREE OF FOURTH SEMESTER OF M.A.(PSYCHOLOGY) (Credit Base Semester Pattern) SUMMER 2017

26/05/2017 PAGE: 15

COLLEGE: 804-LOK MAHAVIDYALAYA (ARTS & COMMERCE) WARDHA,

(Faculty of Social Sciences)

ROLL NUMBER	ENROLLMENT NO.	APPEARING SUBJECTS	T1(Cr:4)	T2(Cr:4)	T3(Cr:4)	T4(Cr:4)	Pr(Cr:6)	ITOT	MARK	RESULT	CG	SGPA	CGPA	FINAL	EXEMPTION	ROLL NO.
NAME OF THE CANDIDATE			TH SS	TH SS	TH SS	TH SS	SS PR									
639417	2015016602197286	1 M 7 F PTG P/D ISC SAC	32 08	32 08	32 08	32 08	20 120	12	550							
VARSHA MANOHAR KODAPE		15/1	36 17	36 18	32 17	44	18 100	27		PASS						
Mother's Name: REKHA		815	53	54	49		62 127		1345		22	172	7.82			1639417
							8132 0110:60									
							6.91									

RESULT STATISTICS FOR THE COLLEGE

	TOTAL	REGU	EXT.	EX-STUD	BOYS/PASS %	GIRLS/PASS %
APPEARED	16	16	0	0	7 85.71%	9 88.89%
ABSENT	0					
PASS	14					
PASS %	87.50					

RESULT WITHHELD  
 BY OFFICE: N/O  
 BY TABULATION  
 UNFAIR MEANS

FAILURES  
 0 WITH COMPARTMENT DELETED: 0  
 0 WITH EXEMPTION  
 0 TOTAL OF ABOVE

SUBJECTWISE STATISTICS OF APPEARED AND PASS % COUNT

PTG 16	93.75%	P/D 16	93.75%	ISC 16	93.75%	SAC 16	100.0%
--------	--------	--------	--------	--------	--------	--------	--------

- 1PSP PSYCHOPATHOLOGY
- 3TIS THERAPEUTIC INTERVENTION STRATEGIES
- 5CPP CLINICAL PSYCHOLOGY PRACTICUM
- 7LCO LEADERSHIP AND COMMUNICATION IN ORGANIZATIONS
- E/C EMPLOYEE COUNSELLING
- 2 PTC PSYCHOLOGICAL TESTING IN CLINICAL PSYCHOLOGY
- 4 CMH COMMUNITY MENTAL HEALTH AND MEDICAL PSYCHOLOGY
- 6 O/D ORGANIZATION DEVELOPMENT
- 8 OCO ORGANIZATIONAL CULTURE, ORGANIZATIONAL LEARNING
- IPP INDUSTRIAL PSYCHOLOGY PRACTICUM







# M.A. Winter 2017

RASHTRASANT TUKADOJI MAHARAJ NAGPUR UNIVERSITY  
 ABULATION REGISTER - EXAMINATION FOR THE DEGREE OF THIRD SEMESTER OF M.A. (PSYCHOLOGY) (CBCS) (choice based Credit system) WINTER-2017

07/02/2018 PAGE: 16  
 Humanities)

COLLEGE: 804-LDK MAHAVIDYALAYA (ARTS & COMMERCE) WARDHA.

ROLL NUMBER	ENROLLMENT NO.	APPEARING SUBJECTS	IT1(Cr4)	IT2(Cr4)	IT3(Cr4)	IT4(Cr4)	IT5(Cr4)	IT6(Cr4)	IT7(Cr4)	IT8(Cr4)	IT9(Cr4)	IT10(Cr4)	IT11(Cr4)	IT12(Cr4)	IT13(Cr4)	IT14(Cr4)	IT15(Cr4)	IT16(Cr4)	IT17(Cr4)	IT18(Cr4)	IT19(Cr4)	IT20(Cr4)	Ext	Int	Tot	IC	IM	MARKS	RESULT	Gr	CG	SGPA	EXEMPTIONS	ROLL NO.		
		C M C S	180	180	180	180	180	180	180	180	180	180	180	180	180	180	180	180	180	180	180	180	180	180	180	180	180	180	180	180	180	180	180	180	180	180
		A E S E	100	100	100	100	100	100	100	100	100	100	100	100	100	100	100	100	100	100	100	100	100	100	100	100	100	100	100	100	100	100	100	100	100	100
		T-D-T-X CENTRE	P/L	MIN	40	40	40	40	40	40	40	40	40	40	40	40	40	40	40	40	40	40	40	40	40	40	40	40	40	40	40	40	40	40	40	40

### RESULT STATISTICS FOR THE COLLEGE

	TOTAL	REGU	EXT.	EX-STUD	BOYS/PASS %	GIRLS/PASS %
APPEARED	10	10	0	0	1 0.00%	9 77.78%
ABSENT	0					
PASS	7					
PASS %	70.00					

### SUBJECTWISE STATISTICS OF APPEARED AND PASS % COUNT

GCP 10	80.00%	BCS 10	90.00%	ECB 10	90.00%
--------	--------	--------	--------	--------	--------

RESULT WITHHELD	FAILURES	DELETED:
BY OFFICE, W/O	0 WITH COMPARTMENT	0
BY ABULATION	0 WITH EXEMPTION	0
BY AIR-MEANS	0 TOTAL OF ABOVE	0

- 1A/P ABNORMAL PSYCHOLOGY
- 3H/P ELECTIVE: HEALTH PSYCHOLOGY
- 5GPI FOUNDATION COURSE: GENERAL PSYCHOLOGY-I
- 7CPR CLINICAL PSYCHOLOGY PRACTICUM
- 0/B ORGANIZATIONAL BEHAVIOR

- 2 PAP PSYCHODIAGNOSIS AND PSYCHOTHERAPY
- 4 PAS ELECTIVE: PSYCHOLOGICAL ASSESSMENT AND SPECIFIC
- 6 P/P FOUNDATION COURSE: POSITIVE PSYCHOLOGY
- 8 MPH MANAGEMENT OF PERSONNEL AND HUMAN RESOURCES
- C/B ELECTIVE: CONSUMER BEHAVIOR







ROLL NUMBER NAME OF THE CANDIDATE	ENROLLMENT NO.	APPEARING SUBJECTS (I-V)	I		II		III		IV		TOTAL IN 1000	RESULT	GPA	SGPA	DI	EXEMPTIONS (E)	REMARKS (L)	ROLL NO.
			TH	SS	TH	SS	TH	SS	TH	SS								
10ST		ORIENTATIONS IN SOCIOLOGICAL THEORY	40	1	40	1	40	1	40	1	160							

RESULT STATISTICS FOR THE COLLEGE

	TOTAL	PRESENT	ABSENT	EXT.	EX-STUD	BOYS/PASS %	GIRLS/PASS %
APPEARED	15	14	1	0	0	5 100.00%	9 100.00%
PASS %	100.00%	100.00%	0.00%	0.00%	0.00%		

RESULT WITHHELD  
 BY OFFICE, U/D  
 BY TABULATION  
 UNFAIR MEANS


FAILURES  
 0 WITH COMPARTMENT  
 0 WITH EXEMPTION  
 0 TOTAL OF ABOVE

SUBJECTWISE STATISTICS OF APPEARED AND PASS % COUNT

OST 1	0.00%	SCD 1	0.00%	SAS 1	0.00%	RSI 1	0.00%
-------	-------	-------	-------	-------	-------	-------	-------

- 10ST ORIENTATIONS IN SOCIOLOGICAL THEORY
- 3S/E ELECTIVE: A) SOCIOLOGY OF EDUCATION
- 5GAS ELECTIVE: C) GLOBALIZATION AND SOCIETY
- 7USI FUNDATION COURSE: B) URBAN SOCIETY IN INDIA
- 1/S FUNDATION COURSE: D) INTRODUCTORY SOCIOLOGY
- 2 SCD SOCIOLOGY OF CHANGE AND DEVELOPMENT
- 4 SSE ELECTIVE: B) SOCIOLOGY OF SOCIAL EXCLUSION
- 6 RSI FUNDATION COURSE: A) RURAL SOCIETY IN INDIA
- 8 SCC FUNDATION COURSE: C) SOCIAL CHANGE IN CONTEMPORARY
- SES FUNDATION COURSE: E) SOCIOLOGY OF ENVIRONMENT AND

M -> FAIL, PXM -> FULL PREV. EXEM., XMF -> FULL CURR. EXEMPT., AA -> ABSENT, (\*) -> Pass by grace marks vide ORDINANCE No. 3 of 2007  
 PXMT -> PREV. EXEMPT. IN THEORY, PXM -> PREV. EXEMPT. IN SESSIONAL, XMT -> CURR. EXEMPT. IN THEORY, XMS -> CURR. EXEMPT. IN SESSIONAL  
 EXAM CATG: 1-REGULAR, 2-EXTERNAL, 3-EX-STUDENT; CASTE: 1-SC, 2-ST, 3-MT, 4-VJ, 5-OBG, 6-GEN., 7-UNKNOWN  
 ORD 4 OF 96 CA - CUMULATIVE APPEARANCE AS PER ORD. 4 OF 1996





COLLEGE: (804)LOK MAHAVIDYALAYA (ARTS & COMMERCE), WARDHA

ROLL	NAME OF THE CANDIDATE	1	TH	SS	TOT	RMK	G/OP/CG	4	PR	SS	TOT	RMK	G/OP/CG	D	TOTAL	ROLL	
LN	ENROL NO.	CEN	COL	CAT	SEX	MED	CST	3	TH	SS	TOT	RMK	G/OP/CG	INC	E	RESULT	REMARK
		EXEMPTIONS(IF ANY)															

RESULT STATISTICS FOR THE COLLEGE

	TOTAL	REGULAR	EXTERNAL	EX-STUD	BOYS /	PASS %	GIRLS /	PASS %	RESULT WITHHELD
APPEARED	9	8	0	1	4	25.00%	5	40.00%	BY OFFICE, W/O
ABSENT	0								BY TABULATION
PASS	3								UNFAIR MEANS
PASS %	33.33								

	FAILURES	DELETED:
0	WITH COMPARTMENT	0
0	WITH EXEMPTION	
0	TOTAL OF ABOVE	

COLLEGEWISE SUBJECTWISE STATISTICS OF APPEARED AND PASS % COUNT

FLI 9	55.56%	K/O 9	77.78%	ISS 8	97.50%	P-1 8	100.0%	P-2 8	100.0%	P-3 8	100.0%	P-4 8	100.0%
-------	--------	-------	--------	-------	--------	-------	--------	-------	--------	-------	--------	-------	--------

N -> FAIL, AA -> ABSENT, PXM -> PREVIOUS FULL EXEMPTION, XMF -> CURRENT FULL EXEMPTION, XMT -> CURRENT EXEMPTION IN THEORY, XMS -> CURRENT EXEMPTION IN SES  
 XMP -> CURRENT EXEMPTION IN PRACTICAL, (\*) -> Pass by grace marks vide ordinance No. 3 of 2007







ROLL NUMBER NAME OF THE CANDIDATE	ENROLLMENT NO.	APPEARING SUBJECTS	1 (Cr:4)				2 (Cr:4)				3 (Cr:4)				TOTAL	MARKS	RESULT	CGPA	SGPA	EXEMPTIONS	REMARKS	ROLL NO.
			TH	SS	TH	SS	TH	SS	TH	SS	TH	SS	TH	SS								
814035	2014016600200475	1 N 7 M EMP SAN EHI HMV	100	100	100	100	100	100	100	100	100	100	100	100	100	100	100	100	100			814035
VILAS GULABRAB JADHAD Mother's Name: MANGLA -S2017/0		77/1	131	19	100	19	100	19	100	123	19											
		B04	50	19	19	42																
			XMF			XMF																

RESULT STATISTICS FOR THE COLLEGE


APPEARED	TOTAL	REGU	EXT.	EX-STUD	BOYS/PASS %	GIRLS/PASS %	RESULT WITHHELD BY OFFICE, W/O BY TABULATION UNFAIR MEANS	FAILURES	DELETED:
6	6	6	0	0	3 66.67%	3 100.00%	0 WITH COMPARTMENT 0 WITH EXEMPTION 0 TOTAL OF ABOVE	0	0
5	83.33								

SUBJECTWISE STATISTICS OF APPEARED AND PASS % COUNT

EMP 6	100.0%	SAN 6	83.33%	EHI 6	83.33%	HMV 6	100.0%
-------	--------	-------	--------	-------	--------	-------	--------

- 1EMP EMERGENCE OF MARATHA POWER IN 17TH CENTURY
- 2 SAN STATE IN ANCIENT AND MEDIEVAL INDIA
- 3EHI ELECTIVE: A) ECONOMIC HISTORY OF INDIA: 1757-1857
- 4 EEI ELECTIVE: B) ECOLOGY AND ENVIRONMENT IN INDIA
- 5CDH FOUNDATION: CONCEPT OF HISTORY
- 6 M/V FOUNDATION: MEDIEVAL VIDARBHA
- 7IUS FOUNDATION: A) INDIA UNDER THE SULTANATE PERIOD
- 8 HST FOUNDATION: B) HISTORY OF SCIENCE AND TECHNOLOGY

# -> FAIL, PXMF -> FULL PREV. EXEM., XMF -> FULL CURR. EXMPT, AA -> ABSENT, (N) -> Pass by grace marks vide ORDINANCE No. 3 of 2007  
 PXNT -> PREV. EXMPT. IN THEORY, PXMS -> PREV. EXMPT. IN SESSIONAL, XMT -> CURR. EXMPT. IN THEORY, XMS -> CURR. EXMPT. IN SESSIONAL  
 EXAM CATG: 1-REGULAR, 2-EXTERNAL, 3-EX-STUDENT ; CASTE: 1-SC, 2-ST, 3-HT, 4-VJ, 5-ORC, 6-GEN., 7-UNKNOWN  
 ORD 4 OF 96 CA - CUMULATIVE APPEARANCE AS PER ORD. 4 OF 1996









RASHTRASANT YUKADUJI MAHARAJ NAGPUR UNIVERSITY  
 FACULTY OF COMMERCE & MANAGEMENT  
 (B.Com.) (NEW) FINAL SUMMER 2018

TABULATION REGISTER BACHELOR OF COMMERCE (B.Com.) (NEW) FINAL SUMMER 2018 RESULT DATE N 04/06/2018 PH 1164  
 COLLEGE CODE & NAME :- (804) LOK MAHAVIDYALAYA (ARTS & COMMERCE), WARDHA

ROLL LN ENRL. NO	NAME-OF-THE-CANDIDATE	MOTHER'S NAME	CEN	EX M	(PART-I/PART-II-MRK/ROLL)	INC/MK	E/S	W/H
SUB-X TH PR IA	TOT-RMK SUB-X TH PR IA	TOT-RMK SUB-X TH PR IA	TOT-RMK SUB-X TH PR IA	TOT-RMK SUB-X TH PR IA	TOT-RMK SUB-X TH PR IA	TOT1	TOT2	TOT3
COLLEGE:- (804) LOK MAHAVIDYALAYA (ARTS & COMMERCE), WARDHA								

RESULT STATISTICS FOR THE COLLEGE

TOTAL	PART-EXAM	FRESH	EXM/CMP	BOYS	GIRLS	DIV.	BOYS / GIRLS
APPEARED	69	1	62	7	29	40	I 1
PASS	35		32	3	19	16	II 11
PASS-%	50.72		51.61	42.86	65.52	40.00	III 4

RESULT WITHHELD

BY OFFICE, W/O =  
 AT TABULATION = 7  
 UNFAIR-MEANS =

FAILURES

WITH COMPARTMENT =  
 WITH EXEMPTION = 34  
 TOTAL OF ABOVE = 34  
 DELETED - 2  
 34 Perc(Z) - 49.28

SUBJECTWISE STATISTICS OF APPEARED & PASS-%

F/A	67 %	86.57	ITA	66 %	72.73	FMA	63 %	79.37	IEC	64 %	85.94
DF	67 %	64.18	CAC	64 %	96.88						













Scanned with CamScanner

COLLEGE: 804-LOK MAHAVIDYALAYA WARDHA.

ROLL NUMBER	ENROLLMENT NO.	APPEARING SUBJECTS	TH	SS	TH	SS	TH	SS	TH	SS	TH	SS	TH	SS	TOTAL MARKS	RESULT	CGPA	DIVISION	EXEMPTIONS	ROLL NO.
NAME OF THE CANDIDATE		(Cr:4):1,2 (Cr:4):3 (Cr:4):4 (Cr:4):5	MAX: 80	20	80	20	80	20	80	20	80	20	80	20	1400					
EXEMPTIONS (IF ANY)			T D T X	CENTRE	P/L	MIN:														
793948	2015016602114862	1 M 7 F EGD ITF R/M R/D:	62/1	13	19	28	19	28	19	28	19	28	19	28	1160	FAIL			2, 3, 4	793948
JAYASHREE MAHENDRA BHUYAR			32	47	47	47	47	47	47	47	47	47	47	47	173					
Mother's Name: GEETA			G1GP1CG->IF	01	01C	51201C	51201C	51201C	51201C	51201C	51201C	51201C	51201C	51201C						
															U17/810935-	5.50				
793949	2015016601741432	1 M 7 M EGD ITF R/M R/D:	62/2	132	19	138	19	137	19	143	19	143	19	143	1226	PASS				793949
PAVAN DEVENDRA DHAWANE			51	57	56	62									161	100	6.25			
Mother's Name: SURANOH			G1GP1CG->1B	61241B	61241B	61241B	61241B	61241B	61241B	61241B	61241B	61241B	61241B	61241B						
															U17/810936-	6.00				
793950	2015016601338866	1 M 7 F EGD ITF R/M R/D:	62/3	121	19	132	19	136	19	140	19	140	19	140	1205	PASS				793950
RUPALI KOTIRAM RAUT			40	51	55	59									161	88	5.50			
Mother's Name: USHABAI			G1GP1CG->1P	41161B	61241B	61241B	61241B	61241B	61241B	61241B	61241B	61241B	61241B	61241B						
															U17/810933-	5.75				

RESULT STATISTICS FOR THE COLLEGE

TOTAL	REGU	EXT.	EX-STUD	BOYS/PASS %	GIRLS/PASS %	RESULT WITHHELD	FAILURES	DELETED:
APPEARED 3	3	0	0	1 100.00%	2 50.00%	BY OFFICE, W/O	0 WITH COMPARTMENT	0
ABSENT 0						BY TABULATION	0 WITH EXEMPTION	
PASS 2						UNFAIR MEANS	0 TOTAL OF ABOVE	
PASS % 66.67								

SUBJECTWISE STATISTICS OF APPEARED AND PASS % COUNT

EGD 3	66.67%	ITF 3	100.0%	R/M 3	100.0%	R/D 3	100.0%
-------	--------	-------	--------	-------	--------	-------	--------

- 1EGD ECONOMICS OF GROWTH, DEVELOPMENT AND PLANNING-II
- 3FIM ELECTIVE: FINANCIAL INSTITUTIONS & MARKETS-II
- 5CAE ELECTIVE: COMPUTER APPLICATION IN ECONOMICS
- 7A/E ELECTIVE: ADVANCED ECONOMETRICS
- EMH FOUNDATION II: ECONOMY OF MAHARASHTRA
- 2 ITF INTERNATIONAL TRADE & FINANCE-II
- 4 E/M ELECTIVE: ECONOMICS OF MARKETING
- 6 R/D ELECTIVE: RURAL DEVELOPMENT
- 8 M/B FOUNDATION II: MONEY AND BANKING
- URE FOUNDATION II: URBAN AND RURAL ECONOMY

# -> FAIL, PXMF -> FULL PREV. EXEM., XMF -> FULL CURR. EXMPT. AA -> ABSENT, (\*) -> Pass by grace marks vide ORDINANCE No. 3 of 2007  
 PXMT -> PREV. EXMPT. IN THEORY, FXMS -> PREV. EXMPT. IN SESSIONAL, XMT -> CURR. EXMPT. IN THEORY, XMS -> CURR. EXMPT. IN SESSIONAL  
 EXAM CATG: 1-REGULAR, 2-EXTERNAL, 3-EX-STUDENT; CASTE: 1-SC, 2-ST, 3-BT, 4-OJ, 5-OBC 6-GEN., 7-UNKNOW  
 ORD 4 OF 96 CA - CUMULATIVE APPEARANCE AS PER ORD. 4 OF 1996







COLLEGE: (804)LOK MAHAVIDYALAYA (ARTS & COMMERCE), WARDHA

L	NAME OF THE CANDIDATE	1	TH	SS	TOT	RMK	G/OP/CP	5	TH	SS	TOT	RMK	G/OP/CP	INC	TOTAL RESULT	ROLL REMARK
		2	TH	SS	TOT	RMK	G/OP/CP	6	PR	SS	TOT	RMK	G/OP/CP			
ENROL NO.	CEN COL CAT SEX MED CST	3	TH	SS	TOT	RMK	G/OP/CP	7	PR	SS	TOT	RMK	G/OP/CP	CGPA	dCP FINAL-GRADE	SGPA(10)
		4	TH	SS	TOT	RMK	G/OP/CP									

805293 SONALI KAUDUJI KUMARE  
 Mother's Name: NIRMALA  
 2015016602196291 807 804 1 F M

SAB	38	18	56	B/6/24	EIS	43	19	62	B/7/28	534	805293		
IAR	56	19	75	A/8/32	P-1	41	19	60	B/6/24	PASS			
M/L	46	17	63	B/7/28	P-2	104	37	141	A/8/32				
IPR	59	18	77	A/8/32							28	200	7.14

(III-U2017/831169 6.87)

805294 SONU LAXMANRAO KARWATKAR  
 Mother's Name: NANDA  
 2015016602194775 807 804 1 M M

SAB	40	19	59	B/6/24	EIS	49	17	66	B/7/28	514	805294		
IAR	46	18	64	B/7/28	P-1	38	17	55	B/6/24	PASS			
M/L	40	17	57	B/6/24	P-2	102	36	138	B/7/28				
IPR	56	19	75	A/8/32							28	188	6.71

(III-U2017/831170 6.67)

805295 URMILA RAMESHRAO NISHRA  
 Mother's Name: MAYA  
 2015016602196453 807 804 1 F M

SAB	42	19	61	B/7/28	EIS	48	17	65	B/7/28	490	805295		
IAR	39	19	58	E/6/24	P-1	39	17	56	B/6/24	PASS			
M/L	32	17	49	C/5/20	P-2	104	35	139	B/7/28				
IPR	44	18	62	B/7/28							28	180	6.43

(III-U2017/831171 6.40)

805296 VAISHNAVI YESHWANTRAO THAKARE  
 Mother's Name: MANISHA  
 2014016601076551 807 804 1 F M

SAB	48	18	66	B/7/28	EIS	48	18	66	B/7/28	572	805296		
IAR	55	19	74	A/8/32	P-1	42	18	60	B/6/24	PASS			
M/L	65	17	82	A/9/36	P-2	114	35	149	A/8/32				
IPR	58	17	75	A/8/32							28	212	7.57

(III-U2017/831172 7.33)

RESULT STATISTICS FOR THE COLLEGE

APPEARED	14	14	0	0	4	100.00%	GIRLS / PASS %	10	100.00%	RESULT WITHHELD	0	FAILURES	DELETED:	0
ABSENT	0									BY OFFICE, W/O	0	WITH COMPARTMENT		
PASS	14									BY TABULATION	0	WITH EXEMPTION		
PASS %	100.00									UNFAIR MEANS	0	TOTAL OF ABOVE		

COLLEGEWISE SUBJECTWISE STATISTICS OF APPEARED AND PASS % COUNT

SAB	14	100.0%	IAR	14	100.0%	M/L	14	100.0%	IPR	14	100.0%	AIS	0	BIS	0	EIS	14	100.0%
-----	----	--------	-----	----	--------	-----	----	--------	-----	----	--------	-----	---	-----	---	-----	----	--------

\* -> FAIL, AA -> ABSENT, PXM -> PREVIOUS FULL EXEMPTION, XMF -> CURRENT FULL EXEMPTION, XMT -> CURRENT EXEMPTION IN THEORY, XMS -> CURRENT EXEMPTION IN SESSIONAL  
 XMP -> CURRENT EXEMPTION IN PRACTICAL, (\*) -> Pass by grace marks vide ordinance No. 3 of 2007







